



Library of Latin Texts

DATABASE
FOR THE LATIN WESTERN TRADITION

User's Guide

2024

published under the direction of

Paul Tombeur

and

Toon Van Hal

Centre

« *Traditio Litterarum Occidentalium* »

BREPOLS  PUBLISHERS

Biblia Sacra juxta vulgatam versionem © Württembergische Bibelanstalt
Bibliotheca Teubneriana Latina © Walter de Gruyter GmbH & Co KG
Clavis Patrum Latinorum © Brepols Publishers
Corpus Christianorum, Series Latina © Brepols Publishers
Corpus Christianorum, Continuatio Mediaevalis © Brepols Publishers
Corpus Scriptorum Ecclesiasticorum Latinorum © Holder, Pichler, Tempisky
Guillelmi de Ockham Opera Philosophica et Theologica © The Franciscan Institute of St. Bonaventure University
Monumenta Germaniae Historica © Monumenta Germaniae Historica (MGH)
Patrologiae Latinae Supplementum © Brepols Publishers
S. Bernardi opera omnia © Edizioni Cistercensi
Sources Chrétiennes © Cerf
Thomae Aquinatis Opera Omnia © Società CAEL
Erasmi Opus Epistolarum Vol. I-V © Oxford University Press 1906-1924

© Created by CTLO and Brepols Publishers, Turnhout, 2024
© Database by CTLO and Brepols Publishers, Turnhout, 2024
© Functional design by CTLO and Brepols Publishers, Turnhout, 2024
© Lucene - search technology by Apache Foundation
(<http://www.apache.org/licenses/LICENSE-2.0>)
© Publication rights by Brepols Publishers, Turnhout, 2024

The Centre « Traditio Litterarum Occidentalium » (CTLO) continues former activities in the field of Latin studies of Cetedoc. Cetedoc has been founded by the Université Catholique de Louvain at Louvain-la-Neuve and was developed jointly with this University.

TABLE OF CONTENTS

Foreword	6
I. THE DATA	8
1. Filters	9
1) <i>Authors and titles of works</i>	9
2) <i>Eras and genres (Clavis and Periods)</i>	9
3) <i>Centuries</i>	11
2. Word-forms	12
3. A discourse cut into sentences (<i>sententiae</i>)	16
II. THE SOFTWARE.....	18
1. Four ways of accessing texts	18
2. Navigating through the ‘Library of Latin Texts’	18
3. <i>Quick search</i>	19
1) <i>Search screen</i>	19
2) <i>Results</i>	19
4. Executing a search in the Advanced search screen.....	20
1) <i>Formulating a simple query for a single word (a form)</i>	20
2) <i>Using Boolean operators</i>	20
3) <i>Lemmatized Queries</i>	21
4) <i>Using Proximity operators</i>	21
5) <i>Using wildcards and the Select filter of the Word-forms panel</i>	22
6) <i>Search options</i>	24
7) <i>Similarity Search</i>	25
8) <i>Saving queries and loading saved queries</i>	25
5. Displaying and utilizing the results	26
1) <i>Displaying the results in a single list</i>	26
2) <i>Showing the results in relation to the different periods of Latin</i>	26
3) <i>The contexts shown in the list of results</i>	27
4) <i>Navigating through the lists of results</i>	27
5) <i>Working with individual contexts</i>	28
6) <i>Exporting the list of results completely or partially</i>	28
7) <i>Switching from a context search to other types of approach</i>	29
6. Using the filters	29
1) <i>The five filters</i>	29
2) <i>Using a filter to make a selection</i>	29
3) <i>Formulating queries in a selection filter: rules of syntax</i>	30
4) <i>Navigating through a selection filter</i>	30
5) <i>Alphabetical and logical sorting</i>	31
6) <i>Including and excluding data defined by the filters</i>	31
7) <i>Combining different filters</i>	31
7. Working with the Table of Contents	33
8. Examining the Distribution of Word-forms.....	34
1) <i>Formulating a query concerning the entire database</i>	34
2) <i>Examining the Distribution of Word-forms</i>	34
III. LIST OF AUGUSTINE’S ‘SERMONES AD POPULUM’	35
IV. THE ‘THESAURUS DIPLOMATICUS’	60

Preface

An invitation to read forth, patiently...

The reading of the whole of this guide, as an initiation to the data as well as to the use of the software, will enable you to understand and use better the research tool which we present to you.

If you are in a great hurry, look at the table of contents, which will refer you to page numbers. If you are in a hurry, first go through the part of the guide devoted to the software. If you are wise, read the whole thing.

Do you read the introductions to your dictionaries? You should if you want to use them properly. The time will be well spent.

Tolle, lege...

Foreword

The reception of the previous editions of the CLCLT does not need further comment; it is for us an extraordinary encouragement to continue patiently the work in progress.

Since 2005, our Latin text database is called **LLT**: *Library of Latin Texts*.

New software has been developed, representing considerable progress in comparison to previous versions. Here we wish to stress some of the most important innovations. The software offers:

- the possibility to examine the distribution of word-forms through the entire database using each of the filters, i.e. the different periods of Latin, the individual authors and their works, and, consequently, to find out the exact number of their occurrences on each of these levels (and not only the number of contexts that contain the queried object); one can now, for instance, find out the distribution of a given word-form in each of the works of St Augustine in which it occurs;
- the analysis of the vocabulary within an individual work with the help of an exhaustive concordance of every form that is part of the text under examination;
- an easier way of navigating through the lists of results by jumping from one logical unit to another: by period, by author or by title;
- in the display of results, a distinction between the textual elements that have been indexed and by consequence are searchable, and the paratextual elements, which are not part of the text properly speaking;
- an indication of the number of filters applied for each level (authors, titles etc.).
- the possibility not only to conduct searches which lead to results corresponding exactly to the criteria introduced (the 'regular search'), but also to search for results which correspond only partially to the criteria introduced (the '**similarity search**'). This type of search enables one to find the origin of quotations, paraphrases, allusions, etc. without knowing the exact terms of the reference text and/or the order of the words.

Details on these functionalities can be read in the section of this manual called '**The software**'.

In addition, LLT offers a particularly clear and agreeable interface, which will make research easier to carry out.

Finally, one should be aware of the existence of a direct link between LLT and the **DLD** or *Database of Latin Dictionaries*.

Professor Paul Tombeur's Foreword at the Occasion of the Launch of the *Library of Latin Texts* in 2005

L'amour et l'intérêt que nous portons à la littérature latine permettra d'étendre sans cesse le volume de cette base de données et d'en améliorer le contenu, car toute la mémoire de l'homme d'Occident est directement concernée par ce travail. Quel que soit le point de vue de chacun, tout ce qui a été pensé en Occident l'a été essentiellement en latin, et ce, jusqu'au XIX^e siècle, comme l'a rappelé Antoine Meillet. Bien des textes présents dans cette base de données sont parmi les plus importants de la tradition occidentale. L'existence même de cet instrument de recherche permettra d'envisager ultérieurement des produits qui iront au-delà.

L'utilisation de cette base de données se situe dans deux perspectives complémentaires : l'une d'ordre documentaire, l'autre d'ordre cognitif. Dans la première, il s'agit de trouver qui a dit quoi, quand, où, combien de fois ; de voir les références précises de tel emploi ou de telle association de termes, de retrouver les diverses utilisations des textes faites au cours de l'histoire. Le second cas permet d'envisager de multiples plongées dans les textes afin de les comprendre davantage : c'est ce que (dans

sa contribution à l'ouvrage *Qu'est-ce qu'un texte ?*) Georges Poulet appelait lire non seulement « de gauche à droite, mais de droite à gauche, et dans tous les sens, et même par bonds ou par plongées, en omettant les intermédiaires ou en joignant hardiment des épisodes ou des textes isolés. » Cette fois, on se met en quête non tant de références que de compréhension.

Cette base de données remplace désormais les *Instrumenta Lexicologica Latina* (ILL). Les volumes du *Thesaurus Patrum Latinorum* (TPL) demeurent particulièrement utiles, tout comme les ILL publiés jusqu'à ce jour. En effet, ils permettent d'autres observations au niveau des formes (*Series A – Formae*) ou des entrées lexicales, appelées lemmes (*Series B – Lemmata*). Les informations y sont disposées de manière différente : aussi ces autres instruments permettent-ils, avec chacune des œuvres, une familiarisation que ne fournit pas une base de données. Cette dernière répond aux questions posées ; les autres outils mettent davantage à l'écoute d'une œuvre et laissent l'œuvre elle-même, avec ses formes, ses expressions et ses lemmes, vous poser des questions. Ainsi, pour m'en tenir à un seul exemple, la « lecture » de l'*Enumeratio formarum* du *Thesaurus Augustinianus* (formes par ailleurs normalisées, contrairement à ce que l'on trouve dans la base de données textuelles) révélera bien des choses que la base de données n'est pas à même de faire apparaître directement. Faut-il rappeler que chacune des formes du corpus augustinien y est classée selon l'ordre même du classement imaginé par Augustin dans ses *Retractationes* ? Dans ce cas, c'est d'abord le corpus augustinien qui m'interroge. Dans la base de données, j'interrogerai le corpus augustinien, et les seules réponses seront celles à mes questions. La complémentarité de ces instruments de travail est d'ailleurs, comme on le verra, soulignée dans le système de références.

La plupart des *formae* reprises dans la LLT ont été par ailleurs confrontées au corpus général des formes que nous avons publié sous le titre : *Thesaurus formarum totius latinitatis a Plauto usque ad saeculum XX^{um}* (TF)¹.

*

Cette base de données constitue une nouvelle forme de conservation de notre patrimoine occidental : elle est comme un ensemble de livres ouverts et qui répondent immédiatement à toute consultation ; des livres qui s'ouvrent à n'importe quelle page et fournissent rapidement toute donnée textuelle demandée. Il est bon de parler des textes, de les expliquer : ici, on a l'avantage de voir. Aussi est-ce une possibilité de rencontre nouvelle avec les textes d'hier.

La LLT est la publication d'une équipe, le CTLO. Si j'en ai assumé la direction, cette version voit le jour grâce au travail acharné d'un maître d'œuvre qui est Eddy GOUDER. Le travail informatique a été réalisé par Jeroen LAUWERS, qui est l'artisan de cette nouvelle version. Que tous les artisans veuillent bien trouver ici l'expression de toute la reconnaissance à laquelle ils ont droit.

¹ *Thesaurus formarum totius latinitatis a Plauto usque ad saeculum XX^{um}* (TF), sous la direction de Paul TOMBEUR, Turnhout, 1998, XCIX-1099 p. et *Cetedoc Index of Latin Forms: Database for the Study of the Vocabulary of the Entire Latin World. Base de données pour l'étude du vocabulaire de toute la latinité*, CD-Rom constitué sous la direction de Paul TOMBEUR, Turnhout, 1998 + *Guide de l'utilisateur - User's Guide*, par Paul TOMBEUR, Turnhout, 1998, 78 p.

I. THE DATA

Our aim has been to integrate scholarship and computing. This database is therefore the fruit of a series of scientific steps. We will list the most important of them here.

1. We made an initial **investigation of the secondary literature** in order to classify each text, referring to the current *status quaestionis* to distinguish, for example, the authentic works from the *dubia* and the *spuria* and locating each work by its century of composition.

2. We examined each **textual entity**, analyzing, for example, the titles, the *incipit* and *explicit*, and even cases of acrostics or teletichs.

If these issues were neglected, the user might be unable to recognize immediately that the word *apologeticum*, for example, is not used by Tertullian, or that *consolatio* never appears in Boethius' *De consolazione philosophiae*. Such examples could easily be multiplied. Therefore we had to try to distinguish between the titles written by the author, those made by contemporaries of the author, and later and modern titles. In the same perspective, many indications of subdivisions of works have been made by modern editors. The issue is important, since the dating of the lexical data with the highest possible certainty is, for us, a major concern.

3. We present *formae* and not just graphic units (these being sets of characters separated by blank spaces or punctuation marks). The concept of a *forma*, or word-form, corresponds to a lexical potentiality; consequently, enclitics, when combined with an independent word-form, are separated out.

4. We have **corrected** a number of word-forms that are presented erroneously in the editions, consulting the editors whenever possible, and if this was not the case, by checking other available editions. As a result we have been able to produce lists of *corrigenda* to the editions as we progress.²

5. We have established for each work a series of short notes called '**Background on the Text**', which will help the reader make a well-informed use of the database. The dating elements included there, for instance, will contribute to the didactic function of the LLT. This corresponds indeed to our goal of fostering information and training.

6. The sequences of *formae* are grouped in **contexts** or **sentences** (*sententiae*). For the text of the Vulgate the *sententia* corresponds to the biblical verse. The discourse, therefore, is not a simple sequence of bits and bytes: it is organized according to the overall presentation of the editors.

7. The potentialities of the software, which will be presented in the second section of this Guide, have also been chosen with a view to **the requirements of scholarship**.

Since the main working screen offers the user five filters, *Author*, *Title*, *Clavis*, *Period* and *Century*, as well as a query panel called *Word-forms* (as will be seen), it seems appropriate to also follow this order here and first discuss the filters, next the word-forms.

² For the patristic and medieval texts, these *corrigenda* are listed at the beginning of the appropriate volumes of the *Thesaurus Patrum Latinorum*; if the *corrigenda* are particularly important or have been gathered in an article (as is the case for Tertullian), it is mentioned in the **Background on the Text** related to the author or work.

1. Filters

1) *Authors and titles of works*

The names of authors and the titles of works included do not necessarily appear in the index list given at the end of this Guide (nor in the database references) in the form used by the editors. We have, indeed, normalized certain spellings; we have standardized others, or combined various titles of the same work in order to facilitate their finding. For instance, a commentary in Matheo has become in Matthaео so as to enable the user to gather all commentaries on Matthew's gospel using a single query. Similarly, a title *Expositio* has been transformed into *Expositio* in the index.

We have avoided the simple denomination Anonymous whenever it has been possible to classify the work under a specific genre, such as, for example, *Concilia Galliae*, *Consuetudines*, and *Itineraria et alia geographica*. Most anonymous hagiographical works have been grouped under the title *Opera hagiographica anonyma*. Similarly, we have tended to classify a work under an appellation Pseudo- rather than Anonymous whenever it seemed appropriate, and we have tended to adopt the name most commonly found in contemporary scholarship. The indication Pseudo- comes in this case after the name of the usurped author.

For some letter-collections, several authors are gathered together under a generic title of the kind *Epistulae ad N*. The same applies for a corpus of works such as the *Scriptores ordinis Grandimontensis*. In this case, the title of the work specifies the name of the author.

Textual variants have not, thus far, been stored in the database. In most cases, texts which are extant in several versions have only been registered under one version. Where such multiple versions exist, but only one is presented, this is explained in the commentaries to the texts (cf. the 'Background on the Text') as are the exceptions, such as the cases of double or triple versions of the sermons of Leo the Great.

The titles of works, parts of works, capitula, or other divisions of the text have been generally retained only after their status has been thoroughly checked. Thus, non-authorial *incipit* and *explicit* have generally not been indexed; however, in the present database, there are a number of cases of inclusion. Everything is conceived for the benefit of textual analysis, and, in most cases, the *incipit* and *explicit* offer insights into the transmission of the original works.

However, acrostics, telestichs, as well as solutions of enigmas which are apparently not due to modern editors, represent data that are part of the text itself and have therefore been tagged in an explicit way.

We doubtless should note that some rare texts have been published incompletely in the *Corpus Christianorum*, e.g. the *Collectio 'Palatina' primaria* published in *Series Latina 85A*. The published extracts have been included as they stand. The ability to search particular terms justifies the inclusion of such texts.

However, we have avoided including twice the same text published in different volumes. This is the case, for example, for some letters of an author that appear at the beginning of a work as a preface, while they are also found in a letter-collection. Likewise, letters 16 and 17 of the letter-collection of Fulgentius were not included a second time in the edition (in fact incomplete) of the writings concerning the *Monachi Scythae* (SL 85A). The opposite position, extremely rare, is duly justified.

2) *Eras and genres (Clavis and Periods)*

Within the entire body of Latin texts, LLT distinguishes eight so-called 'periods'. First, five chronological divisions have been adopted:

- *Antiquitas (Ant.)*, which contains the works of so-called Classical Antiquity (from the beginning until, roughly, the end of the second century);
- *Aetas patrum I (Patr. 1)* for works of Late Antiquity (until 500);
- *Aetas patrum II (Patr. 2)* for works composed between 501 and the death of the Venerable Bede (735);
- *Medii aevi scriptores (Med.)* for medieval works (736-1500);
- *Recentior latinitas (Rec.)* for works composed between 1501 and 1965.

To these chronological layers are added three thematic subdivisions, essentially concerning translations from Greek that belong to various chronological periods:

- the *Corpus Pseudepigraphorum latinorum Veteris Testamenti (Pseudep. Vet. Test.)*, which groups together Latin translations of parabiblical texts;
- the *Biblia sacra iuxta Vulgatam (Vulg.)*, which concerns the Latin translations of biblical texts grouped together under the name of Vulgate;
- the *Concilia oecumenica et generalia Ecclesiae catholicae (Conc. Oecum.)*, which contains Latin translations of decrees issuing from ecumenical councils of the patristic age, translations which may, entirely or in part, belong to different centuries. Thus the system adopted forms a guarantee against potentially misleading chronological assignment.

Each patristic work concerned has been given a so-called *Clavis* code, which allows the user to find basic chronological and bibliographical information rapidly; the term refers to the *Clavis Patrum Latinorum* published by Dom Eligius Dekkers in 1951. The *Clavis* integrated in the LLT is the third edition published in 1995. With regard to the work of H.J. Frede, of which the fourth edition was also published in 1995: Kirchenschriftsteller: Verzeichnis und Sigel, we now resort to the fifth edition, published in 2007 by Roger Gryson under the title Répertoire général des auteurs ecclésiastiques latins de l'antiquité et du haut moyen âge. The presence of the *Clavis* code is in itself an indication that the work in question belongs to the period here referred to as patristic.

Several codes may accompany the number of the *Clavis*:

- the code “ ° ” used in the indexes of the *Clavis*, as in the work of Roger Gryson (who incidentally provides all the equivalences between the *Clavis* number and his own classification system (p. 835 ff.)), indicates that the text thus marked occurs within a report and not in its heading;
- the code “ - ” indicates that the corpus concerned is more extensive than that presented in the *Clavis*;
- the code “ + ” means that the corpus concerned is less extensive than that presented in the *Clavis*.

For any change or addition to the *Clavis*, the researcher will find an appropriate code next to the references of each text (to the right of the *Clavis* number):

- **(A)** for *Additamentum* indicates an added number, which is particularly the case for patristic translations from Greek;
- **(M)** for *Mutatio* indicates several kinds of modifications in the corpus concerned:
 - modification of the number;
 - question of authenticity: where a doubtful work is no longer considered doubtful, or vice versa;

- expansion of the corpus: the corpus included under this number is greater than is indicated in the *Clavis*. (In this case the code + after the *Clavis* number indicates this type of modification.)

Where necessary, these cases are explained in the ‘Background on the Text’ for each work. A modification that concerns only a purely formal aspect, however, is not indicated. Thus, a work classified under Pseudo-Novatian rather than under Pseudo-Cyprian does not produce a modification code.

It is not our duty to resolve any differences in viewpoint between an editor and Frede-Gryson, for example. We have thus maintained some doubtful cases, even when some scholars think the matter is resolved. The notes contained in the ‘Background on the Text’ for each work and consultable within the database do not constitute a history of Latin literature. If an editor in *Corpus Christianorum* considers a work to have a particular attribution and if another scholar has indicated his disagreement in a study or a review, without it being ‘approved’ by the *Clavis* or by Frede-Gryson, we will follow the indications of the editor. We are aware of how many provisional statements are found here; in this database, it would be illusory to try to trace all the meanderings of scholarship, and it is up to each scholar to form his or her own judgement.

Note that, in some cases, indications concerning the (in)authenticity of a particular section within a work may only appear at the level of the reference, which provides the user more certainty about the precise status of each part of the text.

The inclusion of the *CPL* serial number also has other advantages. Indeed, we have used the numbers of the *Clavis* to classify responses to a search-query sequentially. Accordingly, the classification of sentences attesting the requested information corresponds to a grouping by chronological order and by genres. Some kinds of works are, indeed, classified under particular headings, like *Grammatici et Rhetores*, *Monumenta liturgica*, or *Opera de tempore*. This type of classification, although useful, can lead to a dispersal of works written by a single author, as is the case, for example, with the writings of Augustine and Bede. We should underline that this method of classification may conflict with the chronological order: e.g. one finds under the general heading *Vitae Sanctorum* a subheading *Acta martyrum antenicaena*, at the top of which appears the perhaps earliest non-biblical Christian text, which the *Thesaurus linguae latinae* dates to ‘paulo post 180’ and which is listed in the *Clavis* as number 2049, namely the *Acta Scillitanorum*. Apart from the specific headings mentioned above, internal classifications by genre exist for individual authors whose work is particularly abundant. Finally, the authors themselves are generally grouped according to chronological and geographical criteria (although the popes are classified separately). Thus, *Scriptores Antenicaeni* (nos. 1-93), *A Concilio Nicaeno ad Concilium Chalcedonense* (nos. 94-797), and so on, or *Scriptores Italiae*, *Scriptores Galliae*, and so on. The arrangement of the text material, therefore, shows considerable relief.

The Pseudepigrapha of the Old Testament, the Vulgate and the ecumenical councils have been considered, at Period level, as three separate groups (cf. above, 1.2).

It is also worth mentioning that for each of these works, the LLT includes the complete descriptive text from the *Clavis* at the end of the ‘Background on the Text’.

3) Centuries

The search criterion ‘century’ is based on the exact dating of each work. A distinction is made between a certain century, a century *terminus ad quem*, a century dubious and a century dubious as *terminus ad quem*. There is a further category, the so-called ambiguous century, which especially applies to the Latin translations of the ecumenical councils. It has seemed preferable to indicate these levels of doubt in the dating, to draw attention to an entry whose text or texts can be assigned to more than one century, rather than to cut up texts, which would be extremely difficult, if not downright problematic methodologically. This is the same policy as was adopted for the *Thesaurus formarum totius latinitatis*.

2. Word-forms

The introduction *Méthodologie et informatique: du texte aux analyses* (published in 1986 in the first volume of our *Thesaurus Linguae Scriptorum Operumque Latino-Belgicorum Medii Aevi*) clearly defines the different components, real or potential, of a textual set. They are, essentially, the graphic units, the word-forms, and the lemmas. The reality one can directly query in this database is a word-form or a set of word-forms, an expression containing x word-forms, contiguous or not, which may or may not be situated in a specific order. A word-form is a lexical potentiality: it is defined as a unit capable of occurring under a lexical entry or lemma and thus constitutes the actualization of the lemma within the discourse.

The enclitics, thus, have generally been set aside, and the ambiguous cases checked individually (for example, *suaue* = *suaue* or *sua ue*, *donique* = *donec* or *doni que*), except for the especially frequent cases, such as *quique* (which can refer to *quique* or to *qui + que*), which have often been left unmodified; in a few particular cases, the very context prohibits cutting. The same applies to the insertion of the *est*-ending (*locutust*) or to forms where the passive future infinitive includes *iri* (*exortuiri*). Given the graphic variations, therefore, not only the cases of *-ne*, *-ue*, *-que*, and *-cum* but also *-nae*, *-uae*, *-quae*, and *-qui* have been checked.

The word-forms one can query in our database are the *real forms*: those that are actually attested in the texts, with their divergences, their graphic characteristics, even their oddities. The first thing one must keep in mind, therefore, is that *there is no such thing as Latin orthography* and that numerous spelling variants can appear both in the classic era and in the patristic, medieval and modern eras.

The uniform orthography which distinguishes some of the texts is the reflection of modern editors' preferences rather than any real spelling consistency in the original works; their texts, however, are mixed with others and many differences are seen in editorial principles. Thus, for example, most editors of a certain author may write, for instance, *cur*, whereas another editor may respect the spelling *quur*. We note in this regard that the *Thesauri Patrum Latinorum* (with exception of the first *Thesaurus* dedicated to Gregory the Great) present normalized forms in the *Enumeratio formarum*. Thus, they provide, also from this point of view, complementary information to what is found in this database.

In fact, every spelling variant is possible. Extreme complexity is encountered in this regard in works like the sacramentaries. These spelling variants, sometimes hovering on the edge of comprehensibility if not outright incomprehensible, are of considerable historical value. They bear all the more important a witness given that they concern the daily liturgy. A textual database must directly reflect such a reality.

Therefore, the basic rules of changes in spelling must always be borne in mind. They have to be part of the body of knowledge indispensable to the reader of Latin texts. This would also be the case for classical texts, if we were not misled by modern editors: one need only refer to papyri, to inscriptions, and to grammatical treatises. In the *De institutione oratoria* (I, 7, 30), Quintilian himself cited the rule simply of writing according to the pronunciation: '*Ego, nisi quod consuetudo optinuerit, sic scribendum quidque iudico, quomodo sonat.*'

The forms one can query contain neither *v* nor *j*, but only *u* and *i*; however, the forms appearing in the database normally follow the usage of the editor.

The statement of some reflexes one must have in this regard will doubtless be of service. If a word-form commences with a vowel, supply an aspiration; remove it in the converse cases. Similarly, consider the possibility of an aspiration between two vowels.

E.g.: *abundantia* - *habundantia* or *Abrahae* - *Habrahae*

hymno - *ymno* , *habitatores* - *abitatores*

laicus - *lahicus*, *retrahat* – *retraat*

If a form contains two identical consonants, consider the possibility of one of them being suppressed; supply a consonant in the converse case.

E.g.: *appellauit* - *appelauit*

glutine – *gluttine*

The same applies for vowels.

E.g.: *eleemosyna* – *elemosyna*

Note that we have automatically converted *j* to *i*, which involves the possibility of a double *i* (resulting from *ji*).

A consonant may be intercalated between two others, as in the case of *dampnum*.

A constant problem is that of dissimilation and assimilation (e.g., *-dm-*, *-mm-* or *-dp-*, *-pp-*).

For the vowels, the most common substitutions are the following:

e - *ae* - *oe* - *i*

E.g.: *nomene* for *nomine*, *aeiectus* for *eiectus*,

praesbyter for *presbyter*, *fidaei* for *fidei*,

aeo for *eo*, *penitentia* - *paenitentia* – *poenitentia*

i - *e*

E.g.: *inletteratum* for *illiteratum*, *Aristotiles* and *Aristoteles*

o - *u*

E.g.: *dibulae* for *diabole*

u - *y* - *i* - *o*

E.g.: *doctur* for *doctor*, *agnusci* for *agnosci*

martur for *martyr*

y - *i*

E.g.: *cybo* for *cibo*, *Ysidorus* for *Isidorus*

The diphthongs *ae* and *oe* are interchangeable and can be represented by the letter *e*.

The letter *e* with a cedilla has been transcribed *e-* or *e+* (or also *ae*). Searching for a word-form containing *e+* or *e-* is done simply on the letter *e*.

Peculiar cases include *eocharistia* for *eucharistia*, *clustra* for *claustra*.

For the consonants, the most common substitutions are the following:

b - *u* - *p*

E.g.: *aberiens* for *aperiens*, *benae* for *uenae*,

octaba for *octaua*, *Iobis* for *Iouis*, *uisum* for *byssum*

c - *t* - *k* - *ch* - *qu*

E.g.: *screpitu* for *strepitu*, *cam* for *quam*,

amicitiam for *amicitiam*, *patriarca* for *patriarcha*,
Kain for *Cain*, *kareamus* for *careamus*

cx - x

E.g.: *sancxit* for *sanxit*

d - t

E.g.: *inquit* for *inquit*, *adre* for *atrae*

f - ph

E.g.: *filosophia* for *philosophia*

g - c

E.g.: *sagramentum* for *sacramentum*, *sagros* for *sacros*; similarly
sagrilege, *sagralegis*, *sagrilico*

g - i

E.g.: *magestas* for *maiestas*, *ienitum* for *genitum*

h - ch

E.g.: *adnichilare* for *adnihilare*

k - c

E.g.: *kapaciter* for *capaciter*

n - m

E.g.: *menbra* for *membra*

p - b

E.g.: *Iacop* for *Iacob*

ph - f

E.g.: *ruphus* for *rufus*

qu - c

E.g.: *quooperta* for *cooperta*

r - l

E.g.: *plurariter* for *pluraliter*

s - c

E.g.: *seruicum* for *ceruicum*

s - t - x

E.g.: *iusta* for *iuxta*, *persuatione* for *persuasione*

t - d

E.g.: *aliut* for *aliud*

uu - u - w

E.g.: *Uuandalorum* - *Uandalorum* - *Wandalorum*

x - ch - c

E.g.: *xpistus* for *christus* (*xp* = *xr*), *sextentur* for *sectentur*

z – s

E.g.: *Zmyrna* – *Smyrna*⁽³⁾

The combination of various kinds of spelling variants requires particular attention, but it is, after all, indispensable for the reader of Latin texts. Recourse to Romance languages will often permit one to imagine many spelling possibilities (such as the variants *auct-*, *aut-*).

We also like to draw attention to variations of the type *lucri facere* – *lucrifacere*, *quo usque* – *quousque*, *procul dubio* – *proculdubio* etc.

The software offers the capability of querying and making multiple searches concerning the problem of written forms. One can use the wildcards “?” (substituting for any character) and “*” (substituting for any set of characters as well as the absence of characters), and request the display of lists of possible word-forms. Scholars who regularly use this capability are those who are well aware of this kind of problem. Even the specialist will often be surprised by the results. Our database can play an important role here in the training of students and researchers.

Correct and optimum use of a textual database obviously requires the linguistic knowledge appropriate for that database. The extreme case of the sacramentaries, like the case of some Irish or Merovingian texts, serves as an important witness to the difficulties in understanding of the period. Some of these texts make no sense: their sense is that they have none. Aberrant forms like *duilia ncc* for *ouilia nostra* or *docorum* for *de quorum*, attested to in the eighth century, indicate the radical incomprehension that could exist at that time. Any correction or interpretation would mask the reality, a reality that the database is precisely intended to reflect. Sometimes, individual word-forms are comprehensible but their combination is not: thus *quando dignus bonum*, for *quando dicimus bonum*. The critical apparatus of the edition confirms for us that it is not a matter of typographical error. The text we give, wrote Father A. Dumas for the *Liber sacramentorum Gellonensis* (SL 159), faithfully reproduces, after repeated and meticulous readings, the manuscript of the eighth century, with its innumerable singularities, faults, and errors.

Aberrant forms appearing in the indexes can be explained on the basis of their contexts. Thus *sungo* corresponds in reality to *su[n]go*, *uirtutae* to *ui[rtu]tae*, because one must understand *sugo* and *uitae* respectively; *mirami ammiratio* corresponds to *mira[mi] ammiratio*, which is understood as *mira ammiratio*. Once again, the textual database strives to best reflect the reality of the past. As new analyses are made, we will translate this kind of reality. We know that other strange word-forms are due to the context and to the nature of the work of which they are a part. Thus, *nulluse*, *nestin*, and others, are forms attested to in Bede’s *De arte metrica* and are explained by the presentation of the scansion. Others are elided forms.

Some word-forms correspond to abbreviations, which generally appear as they are given in the edition. Other forms correspond to Roman numerals. The endings of numerals are noted when appropriate. For example: *iii-or*.

Words written in Greek characters in the editions are now displayed in Greek characters (with breathings and accents), and can be searched for with Greek characters. So, it is no longer necessary to work with transliterations equipped with code ~ g. Note that in the index, these words appear without breathings and accents and that, therefore, these diacritic signs are not relevant for the interrogation. For instance, in the index, the form τῖς represents τῖς as well as τῖς, and whether you type the one or the other

⁽³⁾ See also the examples given under the title ‘Orthographe’ in A. BLAISE, *Dictionnaire latin-français des auteurs chrétiens* (Turnhout, 1954), or the new edition with *corrigenda* (Turnhout, 1967), pp. 30-31.

in the search screen, you will obtain the same result, namely both the contexts containing τίς and those which contain τις.

For Hebrew transliterations, the code *~h* is used. At present, the forms containing this code cannot be queried.

As must now be clear, we have endeavoured to eliminate a series of errors in the editions. This task has required a great deal of time, and one can easily imagine the difficulties involved. However, inevitably, some errors have slipped into our database. Despite having checking programs, it has been necessary to verify many millions of word forms. Errors of distraction, often due to fatigue caused by the mass of data, are inevitable. Some errors were noted too late for correction. At a given time, the database must be released, in the knowledge that it will be revised in due course. Thus, this tool must be considered an *opus semper perficiendum*. We are therefore constantly generating lists of *corrigenda*, which will be incorporated later on. We are sincerely grateful to those who report to us, in our common interest, any errors they discover (in word-forms, references, etc.). Unfortunately, an error is not obvious until it is discovered. There are errors in every edition, as in every dictionary, but we do not necessarily see them. Given the myth of the powers of computerization, the user should remain ever vigilant. By keeping in mind that an error is always possible – one’s own or that of another – one will assure a judicious use of the data.

The statistical enumerations of the word-forms are furnished in the ‘Background on the Text’ for each work:

- number of word-forms (*summa formarum*)
- number of different word-forms (*summa formarum dissimilium*)
- average word length (*media uerborum longitudo*).

The frequencies of each form within the corpus can be obtained by querying the ‘distribution of word-forms’. The software also enables the user to find out the frequency of a given form for each of the periods within Latinity, for each author and for each work (see chapter 7 of the section ‘The software’). These frequencies are often a mere practical indication. Many forms are indeed ambiguous: only the context or even the text itself allows us to know what lexical entry is concerned.

3. A discourse cut into sentences (*sententiae*)

The word-forms are grouped in so-called **contexts** or sentences (*sententiae*); for the text of the Vulgate, the *sententia* corresponds to the biblical verse. The demarcation of the ends of sentences, nevertheless, is not self-evident. Indeed, the editions offer many ambiguities: full-stops can be abbreviation signs, the question marks and exclamation points can be inserted within a sentence, and the capital letters that follow do not obviously allow one to automatically mark the ends of sentences. Naturally, we could not verify all these punctuation marks. Therefore (apart from the terminations corresponding to the logical divisions of a work), we have normally not considered to be sentences phrases followed by a question mark and containing less than seven word-forms (which, sometimes, will involve a certain ‘noise’); exclamation marks generally do not indicate the end of a sentence. In some rare cases a full-stop, however, can involve an unwarranted demarcation, because it has another meaning in the context than that of terminating the sentence. The cases of ‘false’ full-stops can have an effect when one asks questions concerning the simultaneous appearance of several forms within one and the same sentence. This phenomenon occurs very rarely; yet, we offer an additional option to deal with it: researching in groups of three sentences.

The response to the queries formulated enables you to learn the number of *sententiae* attesting the queried term, as well as the absolute frequency of that term.

As for contexts, they are not necessarily presented uniformly, because editors adopt different policies and also because the files themselves have been encoded differently in the course of the long lapse of time before this database was compiled. Thus, some distinguish upper-case letters and lower-case letters or all of the punctuation, others do not. One should keep in mind that all these things are incidental, because they correspond to modern presentations. Apart from rare exceptions, the published texts were not originally written, or even presented in the manuscripts, in the form used by modern editors.

Finally, the contexts can contain elements such as (*fig.*) or (*sig.*) for *figura* or *signum*. These are elements that we could not include but the existence of which had to be noted within the contexts. The contexts also display, in the case of dialogues, the name of the person speaking. When the end of a verse is in the middle of a word, it is displayed as a vertical bar |.

E.g.: *u/xorius* in Hor., *Carm.*, 2, 19-20.

In the grammatical treatises, the long syllables are indicated by ‘-’ and the short syllables by ‘.’; in the same way, the ends of feet within a form are coded ‘=’. The same code is used for tmeses.

Each sentence is the object of a specific reference which is clearly explained. This reference always concerns the first word of the sentence which contains the word-form or set of forms. Each reference that contains the code [*] refers to the *Instrumenta Lexicologica Latina* or to the *Thesaurus Patrum Latinorum*, wherein the user can find additional information. This code is also, in principle, a guarantee; a work published in the *ILL* or in the *TPL* series has necessarily been the object of more detailed examinations. Furthermore, the ‘Background on the Text’ identifies the references of those *ILL* or *TPL* volumes.

II. THE SOFTWARE

1. Four ways of accessing texts

When you enter the **Library of Latin Texts (LLT)** for the first time, the application offers three lines of approach to the texts:

1) The **Quick search** was developed to provide a more natural and efficient access to the database. It focuses on the principal search fields (author, work and text) without distracting the user with other options. The author and work field will autocomplete as you type while the full text field provides the same possibilities (wildcards or even more complex syntax) as the one on the Advanced search screen.

Depending on the number of results, the results of a quick search will be displayed in different ways. When the number of results is less than 10 the user immediately gets access to the results. When there are more than 10 results, the results will be grouped by author / title and by century. This way the user gets a better overview in time and distribution.

More grouping and filtering options will be added in the following updates.

2) The **Advanced search** screen allows you to execute searches based on **word-forms** or **groupings of word-forms**. You can use Boolean operators and wildcards. You can conduct a search across all the texts in the database or, with the help of **filters**, define a subset and limit your search to one or more **periods** within the Latin corpus or to one or more **authors**, as well as to one or more **titles** of works. Other criteria for formulating your queries are the **century** of composition and, for works of the patristic era, the serial number in the **Clavis (CPL)**, i.e. the *Clavis Patrum Latinorum* published by Dom Eligius Dekkers.

Searches can be performed either via the **quick search** function that will retrieve the passages which correspond precisely to the query you have entered, or via the **similarity search** function that will also find texts that do not correspond exactly to the entered search criteria. You can adapt the level of resemblance required by using the manual settings.

3) The **Table of Contents** allows you to access specified passages from individual texts and to display these by means of their explicit references. This approach assumes that the enquirer is beginning with a bibliographical reference and wishes to find and display the work(s), passage(s) or word(s) so identified, rather than the opposite (that is, beginning with a specified piece of Latin and proceeding to identify where in the database it may be found). The table of contents reflects the structure of the works in minute detail and can be used to navigate through the texts and to access them at any given point.

4) The fourth approach allows you to access texts by examining the **distribution of word-forms** across the entire database, within different periods of Latin literature, or for specific authors or works. The study of the word-forms can provide an analysis of the vocabulary within an individual work, by calling to the screen an exhaustive **concordance** for each form that is part of that work.

2. Navigating through the 'Library of Latin Texts'.

The tabs at the top of each screen allow you to access the following functions:

1) The tab **BREPOLiS** redirects you to the main page of the 'Brepolis' website.

2) By means of the tab **All Products**, you get the list of all the databases available on Brepolis. You can reach the one of your choice by clicking on its name, provided that you subscribed to it.

3) The tabs **EN, FR, DE** and **IT** allow you to choose English, French, German or Italian as your working language in the course of your session.

4) The tab **Home** will take you to the ‘Quick search’ screen.

5) The tab **Settings** allows you, while your session is under way, to define the working language that is to be selected by default on any future startup. Select the language of your choice by clicking on the appropriate tickbox. You can also determine which startup screen is to be opened by default when entering the application in future working sessions. Tick the screen of your choice and validate your choices by clicking on the button **Save Settings**.

6) The tab **Help** gives access to this User’s Guide, which offers explanations necessary for working with the software and using it with a maximum of effectiveness.

7) Clicking on **Exit** will close the application and take you to the **Brepolis** homepage.

A second series of tabs, located directly underneath the application’s title banner, allows you to switch to any one of the three working screens (labelled **Quick Search**, **Advanced Search**, **Table of Contents** and **Distribution of Word-forms**) at any time during your session.

3. *Quick search*

1) *Search screen*

Quick search allows you to search for an author, work, word/phrase or any combination of these. The results will always match all the provided criteria. If you want to make more complex queries, please use the advanced search.

In order to simplify and speed up the selection of the author and work, Quick search displays a **list of suggestions** based on the user input. The system will automatically search for all authors that match, start with or contain any part of the provided string of characters. This way one can make a selection without the need of any wildcards or even mouse-clicks.

The author and work field are **linked**. When you select an author, the suggested works will be limited to the works of this author.

Only one author and one work can be selected.

The Full text field can be used in the same way as it is in de the Advanced search screen. Please see below for more information and query syntax.

Similarity search can be selected by simply checking the ‘include similar’ checkbox. As in the Advanced search, similarity will only work on normal word or phrase queries. Wildcards and complex queries are not supported.

Please remember that you have to provide at least 1 search criterion.

2) *Results*

The results screen has 3 main zones:

On the left you can find a button to modify your query, a checkbox to include or exclude ‘similar’ results and a list of all centuries in wich hits were found.

On the top-right there is a small box where all the applied filters can be found and/or removed

In the results pane, 2 types of results can be shown. When less than 10 hits are found, all hits will be displayed in detail. When more than 10 hits are found, you will see a synopsis where results are collapsed and sorted by author / title. These results will be ranked in descending order of the number of hits.

4. Executing a search in the Advanced search screen

Clicking on **Search Screen** will take you to the most important of the three working screens.

The **search screen** allows you to conduct queries based on **word-forms** or **groups of word-forms**. You can use Boolean operators and wildcards. You can conduct a search across all the texts in the database or, with the help of **filters**, define a subset in order to limit your search to one or more **periods** within Latin literature or to one or more **authors**, as well as to one or more **titles** of works. Other criteria for formulating your queries are the **century** of composition and, for works of the patristic age, the number in the **Clavis**, i.e. the *Clavis Patrum Latinorum* (**CPL**) published by Dom Eligius Dekkers.

By default, the field to which a query is applied is the **context**, i.e. the textual environment in which a given word-form occurs. For the purpose of this database, a 'context' is understood as a complete **sentence** (a *sententia*) as delimited in the edition of the text in question. Launching a query with regard to a word-form or a group of word-forms, therefore, entails searching for contexts that contain this word-form or group of word-forms. The field to which a query is applied can be widened to three contexts (see below).

1) *Formulating a simple query for a single word (a form)*

The most simple query consists of launching a *query for a single word (also called word-form or form)*, which is entered in the input field of the panel **Full text**.

To launch a search, you enter a form, for example *grammatica*, and then click on the **Search** button in the panel called **Actions** at the bottom of the screen or simply press **ENTER**. In this case, this will generate a response of 485 contexts, generally consisting of complete sentences in which the queried word is attested.

You can *erase the parameters entered* in the word-forms field by clicking on the button **Clear All**.

2) *Using Boolean operators*

When launching *queries pertaining to a combination of word-forms*, it is important to define the logical relationships between the different word-forms in your query. To that effect, you can use the three Boolean operators **AND**, **OR** and **NOT**.

- The **operator '+'** represents **AND**; the software searches for contexts that contain all of the word-forms connected by this operator; the order of appearance of these word-forms in the targeted context is not relevant.
- The operator **','** represents **OR**; the software searches for occurrences of each on its own; a single context may contain several of the word-forms queried.
- The operator **'#'** represents **NOT**; the software excludes from your search the form marked by the operator.

When working with complex search formulas, it is important carefully to specify the hierarchical structure of the query:

- **parentheses** should **be** used for grouping together terms that represent an expression or a common concept within a complex query;
- it is strongly recommended that you organise the order of precedence of the search terms by using parentheses.

Example.

Entering the expression ((**aqua + calida**), (**aqua + frigida**)) # **medici** in the input field of the panel **Word-forms** will enable you to see all the sentences in which the forms *aqua* and *calida* (common concept 1) OR the forms *aqua* and *frigida* (common concept 2) are attested, with the exception of those contexts which also contain the form *medici*.

3) *Lemmatized Queries*

You can perform a **lemmatized query** by typing an **ampersand** ‘&’ before your search term. For example, &*dormio* will not only retrieve *dormio*, but also *dormire*, *dormis*, *dormit*, etc.

Please keep in mind that this type of query retrieves **all potentially related forms**, so *dormitor*, which can be either a noun or a future imperative of *dormio*, will result in forms of both the noun *dormitor* and the verb *dormio*, *-ire*.

Also keep in mind that our database of lemmas does not yet cover all lemmas potentially represented in the *LLT*. This feature is a work in progress, which we will continue to improve over the next updates.

4) *Using Proximity operators*

Boolean operators, while enabling you (among other things) to search for the collocation of several word-forms in a single context, do not allow you to exert any influence over the proximities and the order of appearance of these forms. To this end you must use the two **proximity operators**, which help you specify the proximity between the word-forms and the desired order of appearance:

- the **operator ‘/’ followed by a numeral** specifies the number of unmatched terms which may separate the first and the last of the queried forms, defining the degree of proximity between the queried forms but not their order of appearance (**unordered proximity**);
- the **operator ‘%’ followed by a numeral** defines the degree of proximity between the queried forms as well as a particular order of appearance (**ordered proximity**).

Rules of syntax.

- The group of word-forms for which you wish to specify Proximity (unordered or ordered) must be placed between parentheses.
- The Proximity operator must be placed immediately after the opening parenthesis.
- The numeral specifying Proximity must always be directly attached to the codes ‘/’ or ‘%’.

Examples.

- The query ((/2 **aqua calida**) , (/2 **aqua frigida**)) # **medici** allows you to find the sentences in which the forms *aqua* and *calida* OR the forms *aqua* and *frigida* occur, while excluding the sentences which also contain the form *medici*. A maximum of two word-forms may separate *aqua* from *calida* or *aqua* from *frigida* (as the case may be). The order of appearance is not relevant.
- The query ((%2 **aqua calida**) , (%2 **aqua frigida**)) # **medici** allows you to find the sentences in which the forms *aqua* and *calida* OR the forms *aqua* and *frigida* occur, while excluding the sentences which also contain the form *medici*. A maximum of two word-forms may separate *aqua* from *calida* or *aqua* from *frigida* (as the case may be). Within either combination, the order of appearance is determined by the query.

Important remarks.

- *Searching for a particular expression.*

If no Boolean operator is placed between the word-forms, the software assumes an ordered Proximity operator ‘%0’ in its place; a series of word-forms separated by spaces will therefore result in a search for these forms in that exact order. Thus entering the query *ars grammatica quae a nobis litteratura dicitur* will result in a search for that exact expression.

- Ambiguity of punctuation marks and diacritical marks.

Whenever you copy/paste an expression to the word-forms field, you must be careful to remove punctuation marks and diacritical marks lest these elements be interpreted as operators (the comma, for instance, corresponds to the Boolean **OR**), or as other significant codes. (The full stop would be interpreted as an abbreviation sign.)

The possibility to combine Boolean operators with proximity operators is limited: you can specify ordered and unordered proximity for a series of forms but not for more complex groupings containing among others Boolean operators. It is important to ensure that a proximity operator is always placed at the lowest level in the hierarchy.

Example.

The software cannot properly resolve a query such as:

/7 ((aqua calida) + (aqua frigida)) # (scripturis sacris).

In this case, the operator ‘/7’ will not be applied to the content of the complex expression “(aqua calida) + (aqua frigida)”, which contains both parentheses and the Boolean operator ‘+’. The query should be rephrased as:

((/7 aqua calida) + (/7 aqua frigida)) # (scripturis sacris).

Here the operator ‘/7’ is applied to groups of two forms each (forming ‘simple’ expressions in both cases); the operator is placed at the lowest hierarchical level and the software can properly resolve the query. Observe that the expressions determined by the operators can be located within a more complex assembly with several hierarchical levels indicated by parentheses.

5) Using wildcards and the Select filter of the Word-forms panel.

(a) Wildcards

You can use the following *wildcards* to extend your query:

- the code * represents any character or string of characters as well as the absence of characters;
- the code ? represents exactly one character (and not the absence of a character).

Both of these codes can be used at the beginning, at the end or in the interior of any ‘word’. You can use several wildcards within a single form. If your query becomes too complex for the system to handle, the program will alert you to this by showing an error message.

A query can only be executed if the number of responses it would generate does not exceed 25,000. You will receive an error message if it does.

You can use wildcards within a group of word-forms for which you want to specify proximity and order by using the relevant operators.

Comment.

The **Syntax** button, to the right of the input field of the **Word-forms** panel, gives access to a summary of all the rules of syntax for the use of Boolean operators, wildcards, and proximity and order operators.

(b) The Select filter of the Word-forms panel







You can enter a query in the input field of the **Word-forms** panel using wildcards and cause it to be executed immediately by clicking on the **Search** button in the **Actions** panel at the bottom of the screen, or simply by pressing **ENTER**.

Nonetheless, in the majority of cases, before launching your query it may be more fruitful to acquaint yourself with the actual forms that result from resolving the wildcards, by recourse to the **filter for selecting word-forms**; this is opened with the **Select** button located to the right of the input field inside the **Word-forms** panel.

This selection filter shows a picklist of all word-forms present in LLT's index. You can enter a search formula in the input field called **Wildcard Query** and request the list of corresponding forms by clicking **Query**. Resolving the asterisk in the query '**gramm***', for instance, will return a list of 48 forms.

The query to be entered in the **Wildcard Query** field can include several word-forms with or without wildcards, for example ***gramm*, musica, geomet***; you can use Boolean operators and structure your query by using parentheses, for example **(*gramm*, musica, geomet*) # aepi*** [thus excluding examples of *epigramma* spelled with *aepi-*].

The results obtained by clicking on **Query** are presented on a series of successive pages, with each page displaying a maximum of 40 word-forms. You can navigate through the picklist with the help of the arrow buttons located above it to the right:

-  allows you to go to the next page;
-  allows you to jump forward ten pages (= 400 forms);
-  allows you to jump to the last page of the list;
-  allows you to return to the previous page;
-  allows you to jump backward ten pages (= 400 forms);
-  allows you to return to the start of the list.

You can select any of the word-forms shown by clicking on it. Selecting a form will copy it to the input field underneath the list. This field serves for fine-tuning your query. It will be found already to contain any search terms previously entered in the input field of the **Word-forms** panel.

When in the filter screen, clicking on **Select Page** will copy all forms from the list currently displayed to the field below.

You can position yourself on a specific entry of the index by entering a form (or the first characters of it) in the **Position at** input field located underneath the **Wildcard Query** field and then clicking on **Position**. This results in the display of the portion of the index of forms that starts with the selected form. You can now familiarize yourself with the alphabetic environment of that form (using the arrow buttons to navigate if needed) and, by making your selections, complete your search formula.

The formula can be fine-tuned by typing in more forms manually and by (for example) introducing Boolean operators. By clicking on **OK** you copy your query to the input field in the search screen so that it can be executed. Clicking on **Cancel** will close the filter without copying the query.

6) *Search options*

Several options are available for modifying and specifying your query. You can:

- proceed to a **verification of the forms** entered in your query;
- modify the target field of your **query** by extending it to **groups of three *sententiae***;
- choose to **seek contexts containing the forms** corresponding to your search criteria, or **contexts that exclude the forms corresponding to those criteria**.

These options are available in the **Options** section located directly below the input field of the **Word-forms** panel.

(a) *Verification of word-forms (Check Word-forms)*

If your query **does not return any results**, it may be that a typing error has slipped into it. In order to detect forms that may have been affected by such errors, the software can proceed to a verification of the forms in your query using the **Check Word-forms** option. Before displaying a list of contexts (or before showing the message ‘Unknown words’, as the case may be), it starts checking the forms from the query against the exhaustive list of word-forms present in LLT’s index.

This verification results in an enumeration of the queried forms that were not found in the index (the list of ‘unknown word-forms’). It is particularly useful to use this option if you are querying groups of forms that were entered manually. Queries containing one or more truncated forms (e.g. *aqu**) are not submitted to the verification of word-forms.

Check Word-forms is activated by default and can be deactivated by clicking on the corresponding tickbox in the **Options** section.

(b) *Extending the target field of a query to groups of three contexts*

By default, the **context** (or sentence, *sententia*) is the target field for queries. Launching a query for a group of words therefore means searching for contexts which contain that group of words. The option **Word-forms matched within a block of 3 sentences** enables you to extend the target field of a query to blocks of three sentences.

When you activate this option by clicking the corresponding box, your query is applied to units composed of three sentences each. In a work consisting of sentences 1 to 5, the sentences will be grouped 1-2-3, 2-3-4, 3-4-5. Applying a query to a group of three sentences would obviously be useless unless it contained the operator ‘+’ (**AND**) or the operator ‘#’ (**NOT**). While the list of contexts found will inevitably almost always contain cases of redundancy, applying this option guards you against negative responses due to variable, disputable or erroneous placement of punctuation marks in the texts as captured.

(a) *Requesting the inclusion of forms in the queried contexts and requesting their exclusion from the queried contexts*

A standard query normally means searching for contexts which contain a form or group of forms within a chosen body of texts. Nonetheless, it can prove useful to search for contexts that **do not contain** certain forms. The LLT allows you to execute both types of query simply by ticking the box before the option **Word-forms must appear in the contexts** or **Word-forms must NOT appear in the contexts**, respectively.

The option Word-forms must appear in the contexts is activated by default.

7) *Similarity Search*

The LLT offers the possibility to quickly search for text that is similar to that which is entered in the **Full text** panel. Simply select the option “Similarity Search” and the system will execute a complex query based on proximity, similar word-forms, etc. In typical cases you will find that the results increase by 25-50%.

This type of search was developed to assist the researcher to find the origin of quotations or other text without the knowledge of the exact words and/or their order.

Similarity does not use synonyms, but will expand each provided word-form with all the word-forms of its lemma. So, for example, verbs will be replaced by all their derived forms, or, when the morphology of a word has changed through time or place, different forms of the same word will be searched for.

Examples:

deus => dei, deis, deo, deos, deum, deus, di, dii, dium, dyis ...

erat => ens, essent, est, forent, fueras, fuisse, futura, sint, sum ...

As texts tend to change through time, word order may change, words may be added, or they can disappear. These three cases are fully supported by the Similarity Search. The "Automatic settings" will suggest option-values based on the number of words in the query. The “Manual settings” allow you to provide your own values.

When the word-order option is **checked**, all words must appear in the same order. Possible results for “aqua et terra” may be: “aqua et terra” or “aquam et terram” or “aquae et terrae”

When the word-order option is **unchecked**, the number of possible results is greatly expanded: “aqua et terra” would allow for “terra et aqua”, “aqua terra et”, “terram et aquam”, ...

Increasing the “Number of words from the **query** which may be missing from the **result**” allows for some words of the query to be omitted. If we provide a value of “1” for this option, a query like “aqua, terra, anima et sol” may result in “aqua anima et sol”, “aqua, terra et anima”, ...

Increasing the “Number of words from the **result** which may be missing from the **query**” allows for words to intervene in the result. If we provide a value of “1” for this option, a query for “aqua et terra” may result in “aqua, aer et terra”, “aqua, sol et terra”, “aqua, anima et terra”

8) *Saving queries and loading saved queries*

(a) *Saving*

The LLT offers the option of **saving your queries** and reusing them in a later session. This can be especially convenient when a query consists of complex search formulas. Click on the **Save** button to open the system window for downloading files.

Click on the **Save** button and choose a name for your file. You can use the name suggested, or formulate one corresponding more closely to your query. It is important always to leave the extension **.qry** unchanged in order to enable the software to recognise the file when you want to load a saved query.

(b) *Loading*

In order to load a previously saved query, simply click on **Load**, which will open the window **Load Query**. Next click on the **Browse** button and select the desired query in the classic Explorer window. After selection, the name of the file along with its access path appears in the input field. Now click on **Load** to load and execute the selected query.

Note.

The working language used in the different windows that you are invited to open for saving and loading queries primarily depends on the language settings stored in your web browser and is independent from the working language you have chosen for the LLT.

5. Displaying and utilizing the results

1) *Displaying the results in a single list*

After having typed a search formula in the **query screen**, you can retrieve the results in the form of a list of contexts corresponding to the criteria entered. These contexts will be displayed by clicking on the **Search** button in the **Actions** panel near the bottom of the screen, or simply pressing **ENTER**.

The panel containing the **results** shows the total number of contexts answering to your search criteria in its title bar, above the first element of the response displayed. It is the number of **sentences** or *sententiae* that is shown here. This number is not necessarily equal to the number of forms in the database that correspond to the query. A context can in fact contain several occurrences of the queried forms. Thus the query '**grammatica**' results in the display of a list of 485 contexts containing 556 occurrences of the form *grammatica*. (If you want to find the number of occurrences of a form as such, you must use the screen called **Distribution of Word-forms**, which will be described below.)

2) *Showing the results in relation to the different periods of Latin*

Instead of showing the results in a single list, you can click on **Hits/Period** in order to distribute the contexts of your answer over the different periods of Latin. Each list is identified by its name, which is inscribed in the tab providing access to it.

The LLT distinguishes eight 'periods of Latin'. First, five chronological divisions have been adopted:

- *Antiquitas (Ant.)*, which contains the works of so-called Classical Antiquity (from the beginning until, roughly, the end of the second century);
- *Aetas patrum I (Patr. 1)* for works of Late Antiquity (until 500);
- *Aetas patrum II (Patr. 2)* for works composed between 501 and the death of the Venerable Bede (735);
- *Medii aevi scriptores (Med.)* for medieval works (736-1500);
- *Recentior latinitas (Rec.)* for works composed between 1501 and 1965.

To these chronological layers are added three thematic subdivisions, essentially concerning translations from Greek that belong to various chronological periods:

- the *Corpus Pseudepigraphorum latinorum Veteris Testamenti (Pseudep. Vet. Test.)*, which groups together Latin translations of parabiblical texts;
- the *Biblia sacra iuxta Vulgatam (Vulg.)*, which concerns the Latin translations of biblical texts grouped together under the name of Vulgate;
- the *Concilia oecumenica et generalia Ecclesiae catholicae (Conc. Oecum.)*, which contains Latin translations of decrees issuing from ecumenical councils of the patristic age, translations which may, entirely or in part, belong to different centuries. Thus the system adopted forms a guarantee against potentially misleading chronological assignment.


The responses for each period can be displayed by clicking on the tab bearing the name of the period and the number of contexts concerned.

3) *The contexts shown in the list of results*

Every context shown consists of two parts:







- First there is the **reference** for identification, giving the name of the author, the title of the work, and the reference properly so-called of the passage displayed: this reference is precise, is always clearly formulated, and applies to the first word of the sentence concerned (that first word not necessarily being one of the target forms of the executed query).
- Next follows the **context** properly speaking, which contains the target form or forms of the query. Normally there is at least one complete sentence. The discourse, therefore, is not a simple sequence of bits and bytes: it is organised according to the general structure of the text as determined by the editors.
- The reference for identification of each context is preceded by a **serial number** that can be used for navigation within the list of results (cf. below).

The targeted words are highlighted in yellow. Certain forms that are shown in the contexts are not part of the text properly speaking. In general, this concerns elements of reference added by copyists and editors, or unconnected punctuation marks. These elements have not been indexed and therefore cannot be the object of a query. They are highlighted in light blue.

The reference of each context is presented in the form of a link: simply clicking on a reference brings up a popup-window which contains the **full text** of your work of choice. The arrow buttons permit you to move forward or backward one sentence at a time and to jump to the start or the end of the work. The button marked by an asterisk enables you to return to the passage of departure at any time. Clicking on **Close** will close the text window and bring you back to the list of results. The icon  allows you to create a **PDF file** of the selected context as well as the next ten sentences. This file also contains the **terms of the query** and the **'Background on the Text'** of the work from which the context was taken.

4) *Navigating through the lists of results*

The list of results is displayed in successive screenfuls of ten contexts each. You can navigate through the list with the help of the arrow buttons located on the right at the top and the bottom of the screen:

-  allows you to go to the next screenful;
-  allows you to jump forward ten screenfuls (= 100 contexts);
-  allows you to jump to the last screenful of the list;
-  allows you to return to the previous screenful;
-  allows you to jump backward ten screenfuls (= 100 contexts);
-  allows you to return to the start of the list.






The **'Position on'** panel, which you will find in the column to the left of the results panel, allows for other types of navigation:

- you can position yourself on a specific context by entering its serial number (cf. above) in the input field **Hit:** and clicking **Go**;

- you can jump to the first context of the next period, author or title by clicking on the relevant arrow button on the right side of the panel;
- you can return to the first context of the preceding period, author or title by clicking on the relevant arrow button on the left side of the panel.

5) *Working with individual contexts*

Within a list of results, each context is accompanied by five icons providing access to five tools which can be used to exploit the extract in question.

- The icon  enables you to switch to the **Table of Contents** and thence to access other passages from the work using precise location-references. For a detailed description of the table of contents, see below.
- The icon  enables you to display the '**Background on the Text**' of the work in question.
- The icon  enables you, in a separate window, to access the **full text** of the work of your choice by opening it on the passage indicated by the reference. Arrow buttons make it possible to move forward or backward one sentence at a time and to jump to the start or the end of a work. The button marked by an asterisk allows you to return to the passage of departure at any time. The window can be left open while you continue to work on other contexts or while you execute other queries, and it is possible to open several context windows in order to compare them.
- The icon  enables you to create a **PDF file** containing the context accompanied by the terms of the query and the '**Background on the Text**' of the work in question.
- The icon , attributed to the authors who are also included in the **Index Religiosus** (the new Online reference bibliography for academic publications in theology, religious studies and church history) enables you to access this index. This link was created in 2014.

6) *Exporting the list of results completely or partially*

The software offers the option of exporting the list of results (partially or entirely) provided that the number of contexts does not exceed 500.

You can select the contexts you want to export individually by clicking the boxes underneath their serial numbers. If a greater number of contexts needs to be exported, the software allows you to apply parameters to the data. You can use the **Export** panel, located to the left of the Results panel, to this effect. This panel allows you to select, in one go,

- either all of the contexts in the list (**Select All**)
- or all of the contexts of the current screenful only (**Select Page**).

The option **Deselect All** enables you to cancel all selections that were made.

The section **Export** gives you the choice of including or not including, in your export file, the '**Background on the Text**' of the works in question ; simply tick the appropriate option.

Concerning the format of the exported content, it is possible in every case to

- create a PDF file which you can save immediately, or
- send an e-mail which contains the selected results in the form of an attachment.

Depending on your choice, click on the buttons **Export as PDF** or **Mail to**.

7) *Switching from a context search to other types of approach*

In order to continue the examination of a form, it is possible for you to switch to other types of approach, departing from the list of contexts. Using the **Search** panel in the left column will take you to:

- the LLT screen called **Distribution of Word-forms** (which will be described below); to bring up this screen, enter a form in the input field and click on the button **Distribution**;
- the application called **DLD – Database of Latin Dictionaries**, which is available at Brepolis as well. This application enables you to search in several dictionaries the entries corresponding to a given form. To enter the DLD, type the dictionary headword that you are looking for in the input field and click on the button **DLD**. Use wildcards if you do not know the exact form of the dictionary entry you want to query.

The link to these two tools is always constituted by the word-form you enter in the query field.

6. Using the filters

1) *The five filters*

Rather than working with the entire data, it may sometimes be useful to limit the field of your investigation to an author, a group of works by that author, a period, a ‘Clavis’ number, or a century of composition. Such selections can be made by using the **filters**.

The five **filters** are located in the upper part of the **search screen**, in the panel called **Filters: Criteria**. You can open the filters by clicking on the corresponding buttons: **Period, Author, Title, Century, Clavis (CPL)**.

These five filters may be collectively spoken of as the **filter for the selection of word-forms**, which has been mentioned when discussing the simple query. Each filter contains, in the form of a list, a **complete index**. You can *select entries*, which can be reached by *using the arrow buttons to navigate* and by positioning yourself on the chosen entry, or by *entering a search formula* in the field **Wildcard Query**.

2) *Using a filter to make a selection*

The procedure which must be applied for selecting entries is the same for all five filters. The way it functions will be described and explained by taking as an example the most important of the filters, that of the **titles**.

After clicking on the **Title** button, you can enter the desired title directly in the ‘**Position at**’ input field, e.g., *Confessionum libri tredecim*, and click on the **Position** button: you now arrive at a display of an extract from the index, with the first entry corresponding to *Confessionum libri tredecim*. You can select this entry by ticking it and then clicking on the **OK** button.

If you do not know the exact title under which the work you want to select has been classified – “Augustine’s *Confessions*, are they classified under *Confessiones* or under *Confessionum libri*?” – you can use the field **Wildcard Query** in which you can enter a search formula with or without wildcards. Enter the formula **Confess*** and press **Query**. You will obtain a list of 28 titles, all of which contain a word with the character string ‘*confess*’ and among which you will encounter the *Confessionum libri tredecim*.

This technique is to be recommended if you are searching for several works of which the titles contain a common element. If you are interested in works whose title mentions the Apocalypse, you can enter

the query **Apocal***. After clicking on **Query**, you will obtain a list of 21 entries, which can be displayed in two consecutive screenfuls.

You can select each of the entries by ticking them individually. If you click on **Page**, you select all the entries of the list in the current page. If you click on **All**, you select all the entries that constitute the result of your query. Note however that **it is not possible to select more than 250 entries**.

After having made your selections, you can click on the **Current Selection** button to obtain a list of all the entries that you have just selected. If necessary, you can adjust this list by unticking those elements which you do not want to retain in your query. By clicking on the **Search** button, you return to the complete index, and by clicking on **OK** you close the filter and return to the search screen.

Click on **OK**. Beneath the filter that you just applied, the program now indicates the number of selected entries, displaying, for example, '**Selection (3)**'. This indication serves as a link on which you can click in order to show the list of selected entries. If necessary, you can adjust this list by unticking those elements which you no longer want to be part of your query. Beneath the filters in which no selection has been made the indication '**(No Selection)**' is displayed.

To close a filter without keeping the selections that have been made, click **Cancel**.

3) *Formulating queries in a selection filter: rules of syntax*

To formulate your request in the field **Wildcard Query**, you can use wildcards, Boolean operators and parentheses.

When performing complex queries, it is important to have a thorough command of the Boolean operators and to keep in mind the differences between ordinary language and logical formulas.

If you wish to select two or more titles, your query, in a logical form, will use the operator **' , ' (OR)** and not the operator **' + ' (AND)**: for example, if you are interested in both the *Confessions* **and** the *City of God*, you need to actually search, from a logical point of view, contexts that apply to **either** the first **or** the second of these works.

In complex search formulas, parentheses must be used to group terms that express a common concept. This is all the more important if you enter composite search terms. If, for example, you wish to examine the works of Zeno and of Augustine of Hippo, your query will be **Zeno, (Augustinus Hipponensis)**.

You can exclude certain results by using **' # ' (NOT)** in your query.

4) *Navigating through a selection filter*

Navigation within the list is done by way of the arrow buttons located at the top right of the screen on display:



allows you to go to the next page;



allows you to jump forward ten pages (= 100 entries);



allows you to jump to the last page of the list;



allows you to return to the previous page;



allows you to jump backward ten pages (= 100 entries);



allows you to return to the start of the list.

5) *Alphabetical and logical sorting*

The five selection filters enable you to display the entries in an **alphabetical order** or in a **'logical' order** at any time by checking the corresponding 'sort' option.

Sorting in **alphabetical order** allows you to position yourself on an exact index entry by entering the appropriate expression in the **'Position on'** field.

However, this way of sorting is not convenient for all filters in all circumstances: the list of centuries, for instances when sorted alphabetically, displays at its top both the *1st century before Christ* and the *1st century after Christ*; it then proceeds to the *10th century*, continuing with the *11th* and *12th centuries* and so on, and reaching the *2nd century* only after the *19th*. The *saeculum peruetustum* occupies the final place after the *9th century*.

This is why every filter offers a so-called **'logical sort'** option. This enables you to display the lists according to a sort criterion which is more convenient than a pure and simple alphabetical order. Within each filter it is possible to consult the lists according to the sort of your choice.

With the **logical sort** option you can display the list of **periods** and that of **centuries** in chronological order. In the title filter, the complete list of Bible books can be shown in alphabetical order (thus running from Abdias to Zachariah) and in the biblical order (running from Genesis to Apocalypse, followed by the five Appendices). Regarding authors and 'Clavis' numbers, the 'logical' sort order allows, among other things, for a more thorough classification of the entries with respect to doubtful and apocryphal works as well as to the works classified under the same number in the CPL.

6) *Including and excluding data defined by the filters*

The relationship between the filters for selection and the field of word-forms can be presented in two different ways:

- The selected entries in the filters can mark out a subset of the database within which one wishes to seek the contexts corresponding to a query which has been entered into the Full text section: this means **including** in the search-domain the works so defined. The filters and the forms are thus connected by the Boolean operator **AND**.
- The selected entries in the filters can also mark out a subset of the database outside of which one wishes to seek the contexts corresponding to a query which has been entered into the Full text section: this means **excluding** from the search-domain the works so defined. The filters and the forms are thus connected by the Boolean operator **NOT**.

To specify this relation of inclusion or exclusion between the filters and the forms, select the corresponding entry in the 'Include/Exclude' box which is located to the left of the screen section called **Filters: Criteria**.

7) *Combining different filters*

The **LLT** allows for the use of five filters in order to refine your requests. To this end, all of the filters can be used not only separately but also in combination. Combining the filters will be useful in two respects:

- the combination facilitates working within different filters by reducing the lists you have to browse;
- it allows for the combination of criteria which you select in the different filters.

(a) *Simplifying working within the filters*

As the arrows between the buttons indicate, four of the filters are organized in a hierarchical structure: each title is classified under an author, each author belongs to a period. In the same way, each title is

associated with a century in the course of which the relevant work was composed. Likewise, each entry of the period filter comprises one or more 'author' entries, each of which itself encompasses one or more 'title' entries. In the same way, each entry of the century filters comprises one or more titles.

By selecting one or more entries in a filter located at a higher level in the hierarchy, you only keep, in the lists of 'lower' filters, the entries corresponding to those selected in the 'higher' filter. The others are left out, which allows for a reduction of the list you have to go through.

Example.

At present, the entire index of titles comprises 3,899 entries. If your query only concerns Antiquity, you can select *Antiquitas* in the period filter in order to reduce the number of entries you need to browse to 481 units in the filter of titles. *Mutatis mutandis*, you can reduce the list of authors by selecting only the period of your choice. Likewise, the list of titles to browse is reduced by selecting in advance the authors or the centuries of composition in which you are interested.

The interdependence of the filters also works in the opposite direction: if you select *Confessionum libri tredecim* in the title filter, *Aetas Patrum I* is automatically selected from the list of periods, *Augustinus Hipponensis* from that of the authors and *saeculum 5 p.c.* from the list of centuries.

It is to note, however, that, as is suggested by the absence of arrow next to its button, the filter for selecting Clavis' numbers works independently and is not connected to the four other filters.

(b) Combining criteria selected in different filters

Selections made in the five filters that are arranged in a horizontal line must always be in accordance with the hierarchical structure. At this level, it is not possible to combine incompatible criteria and to select for instance the author 'Cicero' together with the title *De ciuitate Dei* (the latter being a work by Augustine). For such combinations a different method is required.

In order to execute this type of selection, one must display a second, or even a third row of filters by clicking on **Add Criteria**. The selections which you make in the different rows will be linked by the Boolean operator **OR**.

Example.

In the first row, select the title *De ciuitate Dei*, in the second row, the author Marcus Tullius Cicero and in the third row the entries belonging to the 12th century. If you combine these filters with the query *Roma*, you will find contexts that contain the form *Roma* and are attested in the *City of God* **OR** in the texts of Cicero **OR** in works of the 12th century.

If you select the option **Exclude** instead of **Include** in the box to the left of the row of filters, you introduce the logical operator **NOT**.

Example.

In the first row of filters, you select works dating from the 5th century; in the second row, you choose *Confessionum libri tredecim* and this time you select the option **Exclude**. This way you search the contexts from works composed in the 5th century, but exclude from these the *Confessions*.

7. Working with the Table of Contents

The **Table of Contents** allows you to access specified passages from individual texts and to display these by means of their explicit references.


The screen is subdivided into three panels or sections:


- The section **Selection** always shows the selections made. When you open the screen, the name of the active database is shown here, in this case **LLT**.
- The section **Contents** enables you to make selections.
- The section **Contexts** shows, one by one, the contexts which correspond to your selections.

In the **Contents** section, to start your query, you must click on the first letter of the name of the author from whom you want to display a passage. The selected letter is then copied to the **Selection** panel (the same procedure will apply to all your subsequent selections) and you are invited to select the author of your choice from the list shown in the **Contents** section, for example *Augustinus Hipponensis*. The same procedure is followed with the selection of the specific work, for instance the *Confessionum libri tredecim*.

By continuing to click on the references to structural units that appear subsequently, you advance deeper and deeper into the structure of the work. The selections that are automatically copied to the **Selection** panel form a 'tree' of references showing the path you have followed. To the right-hand side, in the **Contexts** panel, an extract of the work under examination is displayed in the form of a referenced context, each time starting with the last reference selected.

The reference belonging to each context is presented in the form of a link: it is sufficient to **click on a reference** in order to obtain, for that passage, the **full text** of the chosen work. Arrow buttons enable you to move forward or backward one sentence at a time and to jump to the start or the end of the work. The button marked by an asterisk enables you to return to the passage you departed from. By clicking on **Close** you close the window showing the full text and return to the list of results.

The icon  allows you to create a **PDF file** of the selected context as well as of the ten sentences by which it is followed. This file will also contain **the terms of your query** and the '**Background on the Text**' of the work from which the context was taken.

The icon , which indicates those authors who are also included in the authors who are also included in the **Index Religiosus** (the new Online reference bibliography for academic publications in theology, religious studies and church history), gives you direct access to this index.

8. Examining the Distribution of Word-forms

This screen allows you to access texts by examining the **Distribution of Word-forms** across the entire database, within different periods of Latin literature, or for specific authors or works. Among other things, the study of the word-forms can provide an analysis of the vocabulary within an individual work, by calling to the screen an exhaustive **concordance** for each form that is part of that work.

1) *Formulating a query concerning the entire database*

The forms to be queried are selected in a manner comparable to the one in the filter for the selection of word-forms described above. You can:

- enter a search formula in the input field **Word-form** and open the list of corresponding forms by clicking on **Search**;
- position yourself on a specific entry by typing a form (or the first character(s) of a form) in the input field underneath the field **Word-form** and then clicking on **Position** in order to display an extract of the index beginning with the selected form.

Enter a form, for example *grammatica*, in the input field **Word-form** and click on **Search**. The response obtained gives the number of occurrences of the queried form throughout the database. This time, the list gives the number of occurrences of the form itself and not the number of contexts containing it (which you can obtain by querying a form in the **search screen**, cf. above).


You can also use a query containing wildcards (e.g.: **gramm***) in order to find a corresponding **list of forms** as well as, for each of these, the number of occurrences. Note however that the detailed information which you request on the basis of the list can only be obtained for one form at a time.

2) *Examining the Distribution of Word-forms*

Now click on a form in order to obtain further details. The first series of details gives the distribution of occurrences across the eight periods distinguished within Latinity. You conclude that the form *grammatica* is represented in the five chronological divisions (*Ant.*, *Patr. 1*, *Patr. 2*, *Med.* and *Recent.*), but not in the three thematic subdivisions (*Pseudep. Vet. Test.*, *Vulg.* and *Conc. oecum.*).

From this point of departure, the information shown will be ever more detailed and concern ever more limited portions of the database. By clicking on the *Antiquitas* button, for example, you will gain access to the list of classical authors in whose work the form *grammatica* is attested. The number of occurrences is given for each author. Proceed in the same way for selecting an author and a work, for example *Aulus Gellius* and *Noctes Atticae*.

The detailed results pertaining to a particular work are displayed in the form of a traditional **concordance** that gives the keyword embedded in the contextual elements which precede and follow it. This is done for each occurrence of the queried term. The immediate context never exceeds the limit of one sentence.

For each context, by clicking on **More**, you open a window containing the **full text**. Arrow buttons enable you to move forward or backward one context at a time and to jump to the start or to the end of the work. The button marked by an asterisk allows you to return to the passage you departed from at any time. By clicking on **Close** you close the window of the full text and return to the **concordance**. The icon  allows you to create a **PDF file** of the selected context as well as the ten sentences following it. This file will also contain the **terms of the query** and the '**Background on the text**' of the work from which the context was taken.

Before entering a new query in the input field **Word-form**, it is advisable to erase all the information pertaining to the previous query by clicking on **Clear**.

III. LIST OF AUGUSTINE'S 'SERMONES AD POPULUM'

The sermons of Augustine included under this entry represent the corpus of those 'Sermons to the people' that are recognised as either authentic or probably authentic. The corpus that is included in the second LLT update of 2021 corresponded to the *status quaestionis*, as reflected in the article *Sermones (ad populum)*, prepared by François Dolbeau for the *Augustinus-Lexikon* (vol. V, fasc. 1/2, col./page 244-320 [2020] et fasc. 3/4 col./page 321-399 [2021]). After the sermons 101 auctus (Wilmart 20), 256 auctus, 263 auctus, 299E, 266 et 381, introduced in 2022 according to new critical editions, the 2023 includes the sermons 276, 277A (= Caillau 1, 47), and 313B (= Denis 15). It should be noted that, according to François Dolbeau, who edited it, sermon 276 is almost certainly inauthentic.

Ever since the sermons of Augustine were gathered for the 'Thesaurus Augustinianus', published in 1989, the majority of our corpus has corresponded to the critical catalogue drawn up by Pierre-Patrick Verbraken (*Études critiques sur les sermons de saint Augustin [Instrumenta patristica, XII]*, Steenbrugis – Hagae Comitum, 1976). We used the numbering from this catalogue, an extension of the Maurist system, for references in the LLT.

For texts published later than the 1976 catalogue, whether newly discovered sermons, sermons later identified as being Augustinian, or more recent critical editions, we used (a) the supplement published by Father Verbraken in 1991 (*Instrumenta Patristica XXIII*, p. 483-490), (b) the third edition of Dom Eligius Dekkers' *Clavis Patrum Latinorum* (Turnhout, 1995), (c) the *Répertoire général des auteurs ecclésiastiques latins de l'antiquité et du haut moyen âge*, published in 2007 by Roger Gryson (= fifth, updated edition of the *Verzeichnis der Sigel für Kirchenschriftsteller*, started by Bonifatius Fischer and continued by Hermann Joseph Frede), as included in the *Vetus Latina Database* (Turnhout, 2018), (d) the two catalogues published by Hubertus R. Drobner (*Augustinus von Hippo, Sermones ad populum, Überlieferung und Bestand, Bibliographie, Indices [Supplements to Vigiliae Christianae, XLIX]*, Leiden, 2000, and its *Supplement 2000-2010 [Patrologia, XXV]*, Frankfurt am Main, 2010), and (e) the *Werkverzeichnis* of the *Augustinus-Lexikon*, vol. 3, 2010, p. XVI-XXV, with its supplements in vol. 4. We also consulted the different issues of the *Bulletin augustiniennes*, an annual publication by the *Revue d'études augustiniennes et patristiques*.

To make it easier to consult the *Sermones ad populum* on the database, the whole corpus is presented as a single entry. In addition to the sermons from Dom Verbraken's catalogue, this entry includes different sermons that were discovered after 1976, notably the 'Mainz sermons' (discovered and edited by François Dolbeau and until 2018 included in the LLT under the entry *Sermones nouissimi a F. Dolbeau in cod. Mainz, Stadtbibl. I 9 detecti*), and the 'Erfurt sermons' (discovered by Isabella Schiller and edited in collaboration with Dorothea Weber and Clemens Weidmann).

In accordance with Clemens Weidmann's indications, we have added four texts to the *Sermons to the people* that were traditionally considered as pertaining to the *Enarrationes in Psalmos* (*enarratio* 25, 2) and the *In Iohannis euangelium tractatus* (*tractatus* 20, 21, and 22).

At the same time, we decided to exclude from the *Sermons to the people* four works that are genuine sermons, but which the Maurists "intentionally kept under their own title" (Dolbeau, REAug 57 [2011], p. 458). These sermons were also given their own entries in Dom Dekkers' *Clavis*: the *De symbolo ad catechumenos* (CPL 309), the *De disciplina christiana* (CPL 310), the *De utilitate ieiunii* (CPL 311), and the *De excidio urbis Romae* (CPL 312). We also omitted the *Sermo de prouidentia Dei* (= *sermo Dolbeau* 29): F. Dolbeau, who discovered its complete text, also chose not to consider it as one of *Sermones ad populum*.

Father Verbraken, in his descriptive catalogue, listed all sermons whose authenticity could not be definitively denied. This led him to include a number of texts whose "authenticity is seriously substantiated if not virtually ascertained" or which "benefit from doubt" (Verbraken, *Études*, p. 11). We drew on this method in integrating sermons with varying degrees of authenticity. As a result, we included the thirteen sermons that Clemens Weidmann published in 2015 under the title *Sermones selecti* in

volume 101 of the Viennese Corpus. Together with the *editio princeps* of an explanation of the *Pater*, Weidmann's edition deals with texts that have long been known, be it only in a shortened version, but that, to quote François Dolbeau, "were hitherto considered to be apocryphal". In his 2016 review of Weidmann's edition, the French philologist emphasised the difficulties inherent in judging the degree of authenticity of many homiletic texts, "since many sermons, in particular those that have come down to us thanks to homilies (as is overall the case here), have suffered damage during their transmission: abridgements, interpolations, adaptations of biblical quotations, lexical substitutions, etc., in such a way that it is often hard to draw the boundary between the pieces that are authentic and those that were modified to address the needs of later generations, following liturgical or linguistic evolutions" (REAug 62 [2016], p. 448).

The current distinction between authentic and apocryphal sermons is not satisfactory. His work on the 'Mainz sermons' has led F. Dolbeau to the following reflections: "The borderline between the notion of the authentic and that of the apocryphal is currently too tight. The Maurists had a third concept, that of *sermo dubius*, which should be reappraised, as it corresponds to a precise phenomenon in the history of transmission" ('*Seminator uerborum. Réflexions d'un éditeur de sermons d'Augustin*', reprinted in: *Collection des Études Augustiniennes, Série Antiquité*, vol. 179, p. 106). Continuing his reflection of this dichotomy of authentic and apocryphal sermons, which he considers "a gross oversimplification", he develops his reasoning: "On close inspection, there is an uninterrupted gradation from the sermons preserved in their original purity, through more or less truncated, retouched or interpolated pieces, to systematic reworkings and centos. The judgment on a given text must rely on both internal criticism and the mode of transmission" (*loc. cit.*, p. 108). Regarding cases of extreme reworking, he notes: "Their retention among the authentic sermons would be harmful; their outright rejection into the category of the apocrypha would result in the loss of a great deal of valuable information" (*loc. cit.*, p. 106).

For a number of sermons, the displayed reference draws attention to the problem of authenticity and to their character as 'dubious sermons'.

The nomenclature of the 'new' sermons is consistent with that proposed by F. Dolbeau in *Augustinus-Lexikon*, vol. V, which builds upon on a certain reworking of the alphanumeric system established by Dom Verbraken. One observes the systematic use of the designation *auctus*, which has been applied to all sermons that contain a text that, in comparison to the Maurist edition, is 'augmented'.

As mentioned, the sermons are identified by their 'Verbraken numbers'. F. Dolbeau systematically adds "the names based on the discoverers or places of discovery", thus making it possible to provide information that the Verbraken numbers alone do not give (cf. Dolbeau REAug 57 [2011], p. 458). It should be noted that we have taken into account the new numbering of the fragments proposed by F. Dolbeau, which is preferable in light of "new finds and the localisation of various fragments" (*AL*, p. 361).

The abbreviations used in the references refer to:

- AugL: *Augustiniana* (Leuven) (the abbreviation is followed by the numbers of the volume and year);
- AugR: *Augustinianum* (Roma) (the abbreviation is followed by the volume numbers and year);
- AugSt: *Augustinian Studies* (Villanova [Pennsylvania]) (the abbreviation is followed by the volume numbers and year);
- Bibl. EThL: *Bibliotheca Ephemeridum Theologicarum Lovaniensium* 316 (= '*Nos Sumus Tempora*' - *Studies on Augustine and his reception offered to Mathijs Lamberigts*), 2020;
- BTT 3: *Bible de tous les temps*, vol. 3: *Saint Augustin et la Bible*, Paris, 1986;
- CSEL 101: *Augustinus, Sermones selecti*, éd. C. Weidmann, *Corpus Scriptorum Ecclesiasticorum*, Band 101, Berlin / Boston, 2015;

- EAA: *Collection des Études Augustiniennes, Série Antiquité* (the abbreviation is followed by the volume numbers and year);
- EphLi: *Ephemerides Liturgicae* (the abbreviation is followed by the numbers of the volume and year);
- ETD 1: G. Morin, *Études, textes et découvertes*, tome premier, Maredsous / Paris, 1913;
- Hagiographica: *Hagiographica, Rivista di agiografia e biografia della Società Internazionale per lo Studio del Medioevo Latino* (the ‘Hagiographica’ indication is followed by the numbers of the volume and year);
- IP: *Instrumenta Patristica (Mediaevalia)* (the abbreviation is followed by the volume numbers and year);
- Mélanges Dalarun: *L'épaisseur du temps, Mélanges offerts à Jacques Dalarun réunis par Sean L. Field, Marco Guida et Dominique Poirel*, Turnhout 2021;
- MGH Epp. 5: *Monumenta Germaniae Historica, Epistolae (in Quart), Epistolae Karolini aevi (III)*;
- MiAg 1: *Sancti Augustini Sermones post Maurinos reperti*, ed. G. Morin, dans: *Miscellanea Agostiniana*, vol. 1, Rome, 1930;
- PL 38 / 39: *Patrologia Latina*, 38 and 39;
- PLS 2: *Patrologiae Latinae Supplementum*, vol. 2;
- REAug: *Revue des Études Augustiniennes* (the abbreviation is followed by the volume numbers and year);
- RechAug: *Recherches Augustiniennes* (the abbreviation is followed by the volume numbers and year);
- RB: *Revue Bénédictine* (the abbreviation is followed by the volume numbers and year);
- SChr 116: Augustin d'Hippone, *Sermons pour la Pâque*, éd. S. Poque, *Sources Chrétiennes*, vol. 116, Paris, 1966;
- SE: *Sacris Erudiri* (the abbreviation is followed by the volume numbers and year);
- SL 136: Augustinus, *In Iohannis evangelium tractatus CXXIV* (ed. R. Willems);
- SL 41: Augustinus, *Sermones de Vetere Testamento* (ed. C. Lambot);
- SL 41Aa: Augustinus, *Sermones in Matthaemum* (ed. P.-P. Verbraken, L. De Coninck, B. Coppieters 't Wallant et R. Demeulenaere);
- SL 41 Ab: Augustinus, *Sermones in Matthaemum II* (L. De Coninck, B. Coppieters 't Wallant et R. Demeulenaere);
- SL 41Ba: Augustinus, *Sermones de Novo Testamento (151-156: Sermones in Epistolas apostolicas I)* (ed. G. Partoens);
- SL 41Bb: Augustinus, *Sermones de Novo Testamento (157-183: Sermones in Epistolas apostolicas II)* (ed. S. Boodts);
- SPM 1: *Sancti Aurelii Augustini Sermones selecti duodeviginti*, ed. C. Lambot (*Stromata Patristica et Mediaevalia*, 1, 1950);
- WSt: *Wiener Studien* (the abbreviation is followed by the volume numbers and year).

The reorganised collection of the Sermones ad populum contains texts that have been included in our databases for the first time. We would like to thank the publishers and their staff who granted us the rights to use the texts for which they hold copyright (©).

We would like to thank:

- the journal *Augustinian Studies* (Prof. Ian Clausen): s. 313B;
- the journal *Augustiniana* (Prof. Dr. G. Van Riel): s. 2, 89, 131, 142 auctus, 145, 256 auctus;
- the journal *Augustinianum* (Juan Antonio Gaytán Luna): s. 218 auctus, 293, 299, 350B;
- the *Collection des Études Augustiniennes - Série Antiquité* (Jean Berger): s. 139;
- the *Ephemerides Liturgicae*: s. 266;
- the *Österreichische Akademie der Wissenschaften (ÖAW)* and the *Wiener Studien* (Kurt Smolak): s. 282 auctus, 313G, 350D, 350E, 350F, 362A;

- the journal *Hagiographica* (Prof. Francesco Santi): s. 288;
- the *Revue des Études Augustiniennes* and the *Recherches Augustiniennes* (Jean Berger): s. 2A, 61B, 104 auctus, 112B, 150, 229W, 335N, 380;
- the *Revue Bénédictine* (Pierre-Maurice Bogaert): s. 100, 117, 167A auctus, 204D, 276, 277A, 352, 363A;
- the publishing house W. de Gruyter: s. 2A, 59A, 61B, 204B, 204C, 204D, 225 auctus, 272C, 295 auctus, 298A, 391B, 363A and 363B;
- the publishing house Peeters; s. 299E, 381.

The following list provides users with the necessary information to find the printed text of all Augustinian sermons included in this database. It is by no means an exhaustive bibliography of the *Sermones ad populum*. Our list provides a serial number according to the numbering of Dom Verbraken's *Études critiques*. The sermons that were later integrated in the corpus have been assigned a place and serial number in the 'Verbraken system', as revised by F. Dolbeau. The list also provides the alternative names for the 'new' sermons, usually referring to the names of those who discovered them, or else their place of discovery, followed by a distinctive number. In conjunction with these names, we have provided, where necessary, indications about the degree of authenticity of dubious sermons. The the fragments have been numbered according to the new numbering system introduced by F. Dolbeau in *AL V*.

Codes:

- + sermon integrated into the database after 2017
- * new edition
- augmented sermon
- > sermon integrated into the *Sermones ad populum* corpus after 2017
- sermon not (or no longer) included with this name

Status	Verbraken	Alternative name, criticism	Bibliographical indication
	1		C. Lambot, SL 41 p. 3-6
*	2		C. Weidmann, AugL 69 (2019), p. 73-81
+	2A	(= Weidmann 4)	C. Weidmann, CSEL 101, p. 23-28
+	2B	(= Dulaey 1 [= fragm. 38])	MGH, Epp. 5, p. 26, l. 6-7 et p. 43, l. 23-27
	3	(fragm. 8 [= fr. Verbraken 1])	P.-P. Verbraken, RB 84 (1974), p. 250 (frgt 1)
	4		C. Lambot, SL 41 p. 20-48
-	[4A]	(= fr. Verbraken 2-3)	cf. sermon 341 (Dolbeau 22)
	5		C. Lambot, SL 41 p. 50-60
	6		C. Lambot, SL 41 p. 62-67
	7		C. Lambot, SL 41 p. 70-76
	8 auctus	(= Frangipane 1)	C. Lambot, SL 41 p. p. 79-99
	9		C. Lambot, SL 41 p. 105-151
	10		C. Lambot, SL 41 p. 153-159
	11	(fragmentum a Caesario retractatum)	C. Lambot, SL 41 p. 161-163
	12		C. Lambot, SL 41 p. 165-174
	13		C. Lambot, SL 41 p. 177-183
	14		C. Lambot, SL 41 p. 185-191
>	14A	(= Dolbeau 20, Moguntinus 52 [= fragm. 9])	F. Dolbeau, EAA 147, p. 168-171
	15		C. Lambot, SL 41 p. 193-201
	15A	(= Denis 21)	C. Lambot, SL 41 p. 203-211
	16		C. Lambot, SL 41 p. 213-216
	16A	(= Denis 20)	C. Lambot, SL 41 p. 218-229
	16B	(= Mai 17)	C. Lambot, SL 41 p. 231-234
	17		C. Lambot, SL 41 p. 237-243
	18		C. Lambot, SL 41 p. 245-250
	19		C. Lambot, SL 41 p. 252-258
	20		C. Lambot, SL 41 p. 261-267
	20A	(= Lambot 24)	C. Lambot, SL 41 p. 269-274
>	20B	(= Dolbeau 28)	F. Dolbeau, REAug 40 (1994), p. 290-298; REAug 49 (2003), p. 289, 294-296
	21		C. Lambot, SL 41 p. 276-286
	22		C. Lambot, SL 41 p. 289-301

Status	Verbraken	Alternative name, criticism	Bibliographical indication
	22A	(= Mai 15)	C. Lambot, SL 41 p. 303-306
	23		C. Lambot, SL 41 p. 309-319
	23A	(= Mai 16)	C. Lambot, SL 41 p. 321-323
>	23B	(= Dolbeau 6, Moguntinus 13)	F. Dolbeau, EAA 147, p. 459-468
	24		C. Lambot, SL 41 p. 326-333
	25		C. Lambot, SL 41 p. 335-339
	25A	(= Morin 12)	C. Lambot, SL 41 p. 341-345
	26		C. Lambot, SL 41 p. 348-359
	27		C. Lambot, SL 41 p. 361-366
	28		C. Lambot, SL 41 p. 368-371
>	28A	(= Dolbeau 9, Moguntinus 24)	F. Dolbeau, EAA 147, p. 30-35
	29		C. Lambot, SL 41 p. 373-376
	29A	(= Denis 9)	C. Lambot, SL 41 p. 378-380
>	29B	(= Dolbeau 8, Moguntinus 21)	F. Dolbeau, EAA 147, p. 23-28
	30		C. Lambot, SL 41 p. 382-389
	31		C. Lambot, SL 41 p. 391-396
	32		C. Lambot, SL 41 p. 398-411
	33		C. Lambot, SL 41 p. 413-416
	33A	(= Denis 23)	C. Lambot, SL 41 p. 418-422
	34		C. Lambot, SL 41 p. 424-427
	35		C. Lambot, SL 41 p. 429-431
	36		C. Lambot, SL 41 p. 434-443
	37		C. Lambot, SL 41 p. 446-473
	38		C. Lambot, SL 41 p. 476-487
	39		C. Lambot, SL 41 p. 489-492
-	[40]		cf. sermon 339 (Frangipane 2)
	41		C. Lambot, SL 41 p. 495-502
	42		C. Lambot, SL 41 p. 504-506
	43		C. Lambot, SL 41 p. 508-512
	45		C. Lambot, SL 41 p. 515-526
	46		C. Lambot, SL 41 p. 529-570
	47		C. Lambot, SL 41 p. 572-604
	48		C. Lambot, SL 41 p. 606-611

Status	Verbraken	Alternative name, criticism	Bibliographical indication
	49		C. Lambot, SL 41 p. 614-623
	49A	(= fragm. 10 [= fr. Verbraken 5])	P.-P. Verbraken, RB 84 (1974) p. 252-253
	50		C. Lambot, SL 41 p. 625-633
*	51		F. Dolbeau, SL 41 Aa, p. 9-50
*	52		L. De Coninck, B. Coppieters 't Wallant, R. Demeulenaere, SL 41 Aa, 58-81
*	53		P.-P. Verbraken, SL 41 Aa, p. 88-104
*	53A	(= Morin 11)	L. De Coninck, B. Coppieters 't Wallant, R. Demeulenaere, SL 41 Aa, p. 111-123
*	54		P.-P. Verbraken, SL 41 Aa, p. 130-135
*	55		P.-P. Verbraken, SL 41 Aa, p. 141-146
*	56		P.-P. Verbraken, SL 41 Aa, p. 153-171
*	57		P.-P. Verbraken, SL 41 Aa, p. 178-191
*	58		P.-P. Verbraken, SL 41 Aa, p. 199-213
*	59 auctus	(= Poque 1)	L. De Coninck, B. Coppieters 't Wallant, R. Demeulenaere, SL 41 Aa, p. 221-227
+	59A	(Weidmann 5, Jensen 1)	C. Weidmann, CSEL 101, p. 39-44
*	60 auctus	(= Lambot 19)	L. De Coninck, B. Coppieters 't Wallant, R. Demeulenaere, SL 41 Aa, p. 236-247
*	60A	(= Mai 26)	L. De Coninck, B. Coppieters 't Wallant, R. Demeulenaere, SL 41 Aa, p. 253-257
*	61		L. De Coninck, B. Coppieters 't Wallant, R. Demeulenaere, SL 41 Aa, p. 265-276
*	61A	(= Wilmart 12)	C. Lambot, SL 41 Aa, p. 282-288
+	61B	(= Weidmann 3 = Caesarius, s. Vichi)	C. Weidmann, CSEL 101, p. 53-58
*	62		L. De Coninck, B. Coppieters 't Wallant, R. Demeulenaere, SL 41 Aa, p. 296-314
*	62A	(= Morin 6)	L. De Coninck, B. Coppieters 't Wallant, R. Demeulenaere, SL 41 Aa, p. 320-322
*	63		L. De Coninck, B. Coppieters 't Wallant, R. Demeulenaere, SL 41 Aa, p. 328-329
*	63A	(= Mai 25 [= fragm. 11])	L. De Coninck, B. Coppieters 't Wallant, R. Demeulenaere, SL 41 Aa, p. 336-339
*	63B	(= Morin 7)	L. De Coninck, B. Coppieters 't Wallant, R. Demeulenaere, SL 41 Aa, p. 345-346
*	64 auctus	(= Lambot 12)	L. De Coninck, B. Coppieters 't Wallant, R. Demeulenaere, SL 41 Aa, p. 353-360

Status	Verbraken	Alternative name, criticism	Bibliographical indication
*	64A	(= Mai 20)	L. De Coninck, B. Coppieters 't Wallant, R. Demeulenaere, SL 41 Aa, p. 365-368
*	65		L. De Coninck, B. Coppieters 't Wallant, R. Demeulenaere, SL 41 Aa, p. 375-384
*	65A	(= Étaix 1)	L. De Coninck, B. Coppieters 't Wallant, R. Demeulenaere, SL 41 Aa, p. 391-401
*	66		L. De Coninck, B. Coppieters 't Wallant, R. Demeulenaere, SL 41 Aa, p. 408-412
*	67		L. De Coninck, B. Coppieters 't Wallant, R. Demeulenaere, SL 41 Aa, p. 420-429
*	68 auctus	(= Mai 126)	L. De Coninck, B. Coppieters 't Wallant, R. Demeulenaere, SL 41 Aa, p. 437-453
*	69		P.-P. Verbraken, SL 41 Aa, p. 460-464
*	70		L. De Coninck, B. Coppieters 't Wallant, R. Demeulenaere, SL 41 Aa, p. 470-474
*	70A	(= Mai 127)	L. De Coninck, B. Coppieters 't Wallant, R. Demeulenaere, SL 41 Aa, p. 480-483
*	71		L. De Coninck, B. Coppieters 't Wallant, SL41 Ab, p. 14-71
*	72 auctus	(= Dolbeau 16, Moguntinus 46-47)	F. Dolbeau, SL41 Ab, p. 83-99
*	72A	(= Denis 25)	G. Partoens, SL41 Ab, p. 108-119
*	73		L. De Coninck, B. Coppieters 't Wallant, SL41 Ab, p. 127-131
*	73A	(= Caillau 2, 5)	L. De Coninck, B. Coppieters 't Wallant, SL41 Ab, p. 139-143
*	74		L. De Coninck, B. Coppieters 't Wallant, adiuv. G. Partoens, SL41 Ab, p. 152-156
*	75		L. De Coninck, B. Coppieters 't Wallant, SL41 Ab, p. 163-172
*	76		L. De Coninck, B. Coppieters 't Wallant (post R. Demeulenaere), SL41 Ab, p. 180-189
*	77		L. De Coninck, B. Coppieters 't Wallant, SL41 Ab, p. 198-213
*	77A	(= Guelferbytanus 33)	L. De Coninck, B. Coppieters 't Wallant, SL41 Ab, p. 220-225
*	77B	(= Morin 16)	L. De Coninck, B. Coppieters 't Wallant, SL41 Ab, p. 232-238
*	77C	(fragm. 12 [= fr. Verbraken 7])	N. De Maeyer, SL41 Ab, p. 246-247

Status	Verbraken	Alternative name, criticism	Bibliographical indication
*	78		L. De Coninck, B. Coppieters 't Wallant, SL41 Ab, p. 254-258
*	79		L. De Coninck, B. Coppieters 't Wallant, SL41 Ab, p. 263-264
*	79A	(= Lambot 17)	L. De Coninck, B. Coppieters 't Wallant, SL41 Ab, p. 271-274
*	80		L. De Coninck, B. Coppieters 't Wallant, SL41 Ab, p. 283-291
*	81		L. De Coninck, B. Coppieters 't Wallant, SL41 Ab, p. 300-316
*	82		G. Partoens, SL41 Ab, p. 326-347
*	83		L. De Coninck, B. Coppieters 't Wallant, R. Demeulenaere, SL41 Ab, p. 357-368
*	84		L. De Coninck, B. Coppieters 't Wallant (post R. Demeulenaere), SL41 Ab, p. 375-378
*	85		L. De Coninck, B. Coppieters 't Wallant, SL41 Ab, p. 389-397
*	86		F. Dolbeau, SL41 Ab, p. 407-424
*	87		L. De Coninck, B. Coppieters 't Wallant, SL41 Ab, p. 431-451
*	88		L. De Coninck, B. Coppieters 't Wallant (post P.P. Verbraken), SL41 Ab, p. 462-496
*	89		F. Dolbeau, SL41 Ab, p. 507-517
*	90		L. De Coninck, B. Coppieters 't Wallant, SL41 Ab, p. 526-539
*	90A	(= Dolbeau 11, Moguntinus 40)	F. Dolbeau, SL41 Ab, p. 547-557
*	91		L. De Coninck, B. Coppieters 't Wallant, SL41 Ab, p. 565-575
*	92		L. De Coninck, B. Coppieters 't Wallant, SL41 Ab, p. 582-585
*	93		L. De Coninck, B. Coppieters 't Wallant, SL41 Ab, p. 598-620
*	94		L. De Coninck, B. Coppieters 't Wallant, SL41 Ab, p. 626-627
	94A	(= Caillau 2, 6)	L. De Coninck, B. Coppieters 't Wallant, R. Demeulenaere, SL 41 Aa, p. 470-474
	95		PL 38, c. 581-584
	96		PL 38, c. 584-589
	97		P.-P. Verbraken, RB 78 (1968), p. 216-219

Status	Verbraken	Alternative name, criticism	Bibliographical indication
-	[97A]	(= Casinensis 2, 114-115 [= fragm. 35] = cento)	cf. sermon 360B (Dolbeau 25)
	98		PL 38, c. 591-595
	99		PL 38, c. 595-602
*	100		R. Demeulenaere, RB 104 (1994), p. 79-83
*	101 auctus	(= Wilmart 20)	F. Dolbeau, SE 60 (2020), p. 21-33
	102		PL 38, c. 611-613
	103		PL 38, c. 613-616
	104 auctus	(= Guelferbytanus 29)	C. Lambot, SPM 1, p. 54-60
	105		PL 38, c. 618-625
	105A	(= Lambot 1)	C. Lambot, PLS 2, c. 744-749
	106		PL 38, c. 625-627
	107		PL 38, c. 627-632
	107A	(= Lambot 5)	C. Lambot, PLS 2, c. 770-777
	108		PL 38, c. 632-636
	109		PL 38, c. 636-638
	110 auctus	(= Morin 13)	G. Morin, MiAg 1, p. 640-644; PL 38, c. 638 (cf. D. De Bruyne, RB 43 (1931), p. 247-248)
>	110A	(= Dolbeau 17, Moguntinus 48)	F. Dolbeau, EAA 147, p. 140-147
	111 auctus	(fragm. 13 [= fr. Lambot 18])	C. Lambot, RB 57 (1947) 112-116
*	112		L. De Coninck, B. Coppieters 't Wallant, R. Demeulenaere, IP 45, p. 241-254
	112A	(= Caillau 2, 11)	G. Morin, MiAg 1, p. 256-264
+	112B	(Weidmann 18, Jensen 3 [= fragm. 37])	REAug 63 (2017), p. 267
	113		PL 38, c. 648-652
	113A	(= Denis 24)	G. Morin, MiAg 1, p. 141-155
	113B	(= Mai 13)	G. Morin, MiAg 1, p. 288-291
	114		P.-P. Verbraken, RB 73 (1963) p. 23-28
	114A	(= Frangipane 9)	G. Morin, MiAg 1, p. 232-237
>	114B	(= Dolbeau 5, Moguntinus 12)	F. Dolbeau, EAA 147, p. 435-449
	115		PL 38, c. 655-657
	116		PL 38, c. 657-661
*	117		F. Dolbeau, RB 124 (2014), p. 227-253
	118		PL 38, c. 671-673

Status	Verbraken	Alternative name, criticism	Bibliographical indication
	119		PL 38, c. 673-676
	120		PL 38, c. 676-678
	121		S. Poque, SChrrh 116, p. 222-232
	122		PL 38, c. 680-684
	123		PL 38, c. 684-686
	124		PL 38, c. 686-688
	125		PL 38, c. 688-698
	125A	(= Mai 128)	G. Morin, MiAg 1, p. 370-375
	126		C. Lambot, RB 69 (1959), p. 183-190
>	126A	(= olim: In Ioh. eu. Tract. 20)	SL 36, p. 201-211; cf. C. Weidmann, REAug 56 (2010), p. 176-180
>	126B	(= olim: In Ioh. eu. Tract. 21)	SL 36, p. 211-222; cf. C. Weidmann, REAug 56 (2010), p. 176-180
>	126C	(= olim: In Ioh. eu. Tract. 22)	SL 36, p. 223-232; cf. C. Weidmann, REAug 56 (2010), p. 176-180
	127		PL 38, c. 705-713
	128		PL 38, c. 713-720
	129		PL 38, c. 720-725
	130		PL 38, c. 725-728
>	130A	(= Dolbeau 19, Moguntinus 51)	F. Dolbeau, EAA 147, p. 155-165
*	131		G. Partoens, AugL 54 (2004), p. 65-77
	132		PL 38, c. 734-737
	132A	(= Mai 129, de genuitate a quibusdam dubitatur)	G. Morin, MiAg 1, p. 375-377
*	133		F. Dolbeau, AugL 66 (2016), p. 44-52
	134		PL 38, c. 742-746
	135		PL 38, c. 746-750
	136		PL 38, c. 750-754
	136A	(= Mai 130)	G. Morin, MiAg 1, p. 377-379
	136B	(= Lambot 10)	C. Lambot, PLS 2, c. 792-795
	136C	(= Lambot 11)	J. Lemarié, REAug 24 (1978), p. 89-91
	137		PL 38, c. 754-763
	138		PL 38, c. 763-769
*	139		F. Dolbeau, EAA 195 (2012) p. 421-429
	139A	(= Mai 125)	G. Morin, MiAg 1, p. 353-355

Status	Verbraken	Alternative name, criticism	Bibliographical indication
	140		PL 38, c. 773-775
	140A	(= Mai 174 post serm. [= fragm. 14])	G. Morin, MiAg 1, p. 386
	141		PL 38, c. 776-778
> °	142 auctus	(= Wilmart 11 + add. Partoens 1 + Dolbeau 7 [Moguntinus 15], post serm.)	G. Morin, MiAg 1, p. 695-705; F. Dolbeau, EAA 147, p. 155-165 (post sermonem); G. Partoens, AugL 60 (2010), p. 130-135
	143		PL 38, c. 784-787
	144		PL 38, c. 787-790
*	145		F. Dolbeau, AugL 66 (2016), p. 55-62
	145A	(= Casinensis 2, 136)	G. Morin, MiAg 1, p. 418-419
	146		PL 38, c. 796-797
	147		PL 38, c. 797-799
	147A	(= Denis 12)	G. Morin, MiAg 1, p. 50-55
	148		PL 38, c. 799-800
	149		PL 38, c. 800-807
*	150		J. Elfassi, REAug 45 (1999), p. 39-49
*	151		G. Partoens, SL 41 Ba, p. 13-30
*	152		G. Partoens, SL 41 Ba, p. 33-46
*	153		G. Partoens, SL 41 Ba, p. 49-72
*	154		G. Partoens, SL 41 Ba, p. 75-101
*	154A	(= Morin 4)	G. Partoens, SL 41 Ba, p. 175-180
*	155		G. Partoens, SL 41 Ba, p. 105-131
*	156		G. Partoens, SL 41 Ba, p. 135-161
*	157		Sh. Boodts, SL 41 Bb, p. 9-16
*	158		Sh. Boodts, SL 41 Bb, p. 23-34
*	159		Sh. Boodts, SL 41 Bb, p. 40-50
*	159A	(= Dolbeau 13, Moguntinus 42)	F. Dolbeau, SL 41 Bb, p. 57-68
*	159B	(= Dolbeau 21, Moguntinus 54)	F. Dolbeau, SL 41 Bb, p. 74-97
*	160		F. Dolbeau, SL 41 Bb, p. 107-116
*	161		Sh. Boodts, SL 41 Bb, p. 123-137
*	162	(fragm. 15 [= fr. Verbraken 10])	Sh. Boodts, SL 41 Bb, p. 148-158
*	162A	(= Denis 19)	Sh. Boodts, SL 41 Bb, p. 163-179

Status	Verbraken	Alternative name, criticism	Bibliographical indication
*	162B	(fragm. 16 [= fr. Verbraken 11 = Maur. 392, 1])	Sh. Boodts, SL 41 Bb, p. 189-190
*	162C	(= Dolbeau 10, Moguntinus 27)	F. Dolbeau, SL 41 Bb, p. 196-209
*	163		G. Partoens, SL 41 Bb, p. 218-233
*	163A	(= Morin 10)	Sh. Boodts, SL 41 Bb, p. 240-242
*	163B	(= Frangipane 5)	Sh. Boodts, SL 41 Bb, p. 248-256
	164		Sh. Boodts, SL 41 Bb, p. 262-276
+	(164A auctus)	(= Lambot 28 auctus = Erfurt 4)	vide: sermon 350F (Erfurt 4)
*	165		Sh. Boodts, SL 41 Bb, p. 293-306
*	166		Sh. Boodts, SL 41 Bb, p. 313-316
*	166A	(Weidmann 16 = olim: En. in Ps. 25, 2)	C. Weidmann, SL 41 Bb, p. 322-341
* °	167	(+ appendix [Weidmann])	Sh. Boodts, SL 41 Bb, p. 353-361
°	167A auctus	(= Bogaert 1; = s. Leclercq 2 [CPL 419] et fragm. 17 [= fr. Verbraken 12-13])	RB 128 (2018), p. 249-251
*	168		Sh. Boodts, SL 41 Bb, p. 381-391
*	169		Sh. Boodts, M. Torfs et G. Partoens, SL 41 Bb, p. 400-425
*	170		Sh. Boodts, SL 41 Bb, p. 434-448
*	171		Sh. Boodts, SL 41 Bb, p. 457-463
*	172		Sh. Boodts, SL 41 Bb, p. 478-483
*	173		Sh. Boodts, SL 41 Bb, p. 494-499
*	174		Sh. Boodts, SL 41 Bb, p. 508-519
*	175		Sh. Boodts, SL 41 Bb, p. 526-536
*	176		G. Partoens, SL 41 Bb, p. 545-557
-	[176A]	(= fr. Verbraken 14)	cf. sermon 162C (Dolbeau 10)
*	177		F. Dolbeau, SL 41 Bb, p. 567-582
*	178		Sh. Boodts, SL 41 Bb, p. 594-611
*	179		Sh. Boodts, SL 41 Bb, p. 619-628
*	179A	(= Wilmart 2)	Sh. Boodts, SL 41 Bb, p. 634-643
*	180		Sh. Boodts, SL 41 Bb, p. 657-684
*	181		Sh. Boodts, SL 41 Bb, p. 690-700
*	182		Sh. Boodts, SL 41 Bb, p. 706-714
*	183		Sh. Boodts, SL 41 Bb, p. 721-733

Status	Verbraken	Alternative name, criticism	Bibliographical indication
	184		C. Lambot, SPM 1, p. 74-76
	185		PL 38, c. 997-999
	186		PL 38, c. 999-1000
	187		PL 38, c. 1001-1003
	188		PL 38, c. 1003-1005
	189 auctus	(= Frangipane 4)	G. Morin, MiAg 1, p. 209-211
	190		PL 38, c. 1007-1009
	191		PL 38, c. 1009-1011
	192		PL 38, c. 1011-1013
	193		PL 38, c. 1013-1015
	194		PL 38, c. 1015-1017
	195		PL 38, c. 1017-1019
	196		PL 38, c. 1019-1021
	196A	(= Étaix 2)	R. Étaix, REAug 26 (1980), p. 70-72
-	[197]		cf. sermon 198 auctus (Dolbeau 26)
	198 auctus	(s. 197-198-198A auctus = Dolbeau 26, Moguntinus 62)	F. Dolbeau, EAA 147, p. 366-417
-	[198A]		cf. sermon 198 auctus (Dolbeau 26)
	199		PL 38, c. 1026-1028
	200		PL 38, c. 1028-1031
	201		PL 38, c. 1031-1033
	202		PL 38, c. 1033-1035
	203		PL 38, c. 1035-1037
	204		P.-P. Verbraken, BTT 3, p. 77-79
	204A	(= Étaix 4 [= fragm. 18])	R. Étaix, RB 98 (1988), p. 12
+	204B	(= Weidmann 6 = Ps.Aug. s. 131, de genuitate dubitari potest)	C. Weidmann, CSEL 101, p. 67-73
+	204C	(= Weidmann 7 = Ps.Aug. s. 132, genuitas difficiliter accipitur)	C. Weidmann, CSEL 101, p. 82-88
+	204D	(= Weidmann 8 = Ps.Aug. s. Morin)	C. Weidmann, CSEL 101, p. 95-100
	205		PL 38, c. 1039-1040
	206		PL 38, c. 1041-1042

Status	Verbraken	Alternative name, criticism	Bibliographical indication
*	207		C. Weidmann, IP 53 (2010), p. 33-37
	208		PL 38, c. 1044-1046
	209		PL 38, c. 1046-1047
	210		PL 38, c. 1047-1054
	211		S. Poque, SChr 116, p. 154-172
	211A	(fragm. 21 [= fr. Verbraken 26-28])	P.-P. Verbraken, RB 84 (1974), p. 260-261
	212		S. Poque, SChr 116, p. 174-184
	213 auctus	(= Guelferbytanus 1)	G. Morin, MiAg 1, p. 441-450
	214		P.-P. Verbraken, RB 72 (1962), p. 14-21
>	214A	(= Dolbeau 1 [= fragm. 20])	F. Dolbeau, REAug 35 (1989), p. 432
	215		P.-P. Verbraken, RB 68 (1958), p. 18-25
	216		PL 38, c. 1076-1082
	217 auctus	(= Morin 3)	G. Morin, MiAg 1, p. 596-601
>	218 auctus	(= Étaix 5)	R. Étaix, AugR 34 (1994), p. 364-369
	218A	(fragm. 21 [= fr. Verbraken 26-28])	P.-P. Verbraken, RB 84 (1974), p. 262
	218B	(= Guelferbytanus 2)	G. Morin, MiAg 1, p. 450-452
	218C	(= Guelferbytanus 3)	R. Kurz, RB 87 (1977), p. 223-225
	219		PL 38, c. 1087-1088
	220		PL 38, c. 1089
	221 auctus	(= Guelferbytanus 5)	S. Poque, SChr 116, p. 210-220
	222		PL 38, c. 1090-1091
	223		PL 38, c. 1092-1093
	223A	(= Denis 2)	G. Morin, MiAg 1, p. 11-17
	223B	(= Guelferbytanus 4)	G. Morin, MiAg 1, p. 455-456
	223C	(= Guelferbytanus 6)	G. Morin, MiAg 1, p. 460-462
	223D	(= Wilmart 4)	G. Morin, MiAg 1, p. 684-685
	223E	(= Wilmart 5)	G. Morin, MiAg 1, p. 685-687
	223F	(= Wilmart 6)	G. Morin, MiAg 1, p. 688-689
	223G	(= Wilmart 7)	G. Morin, MiAg 1, p. 689-691
	223H	(= Wilmart 14)	G. Morin, MiAg 1, p. 716-718
	223I	(= Wilmart 15)	G. Morin, MiAg 1, p. 717-718
	223J	(= Wilmart 16)	G. Morin, MiAg 1, p. 718

Status	Verbraken	Alternative name, criticism	Bibliographical indication
	223K	(= Wilmart 17)	G. Morin, MiAg 1, p. 718-719
	224		C. Lambot, RB 79 (1969), p. 200-205
+	225 auctus	(= Weidmann 9)	C. Weidmann, CSEL 101, p. 111-118
	226		PL 38, c. 1098-1099
	227		S. Poque, SChr 116, p. 234-242
	228		PL 38, c. 1101-1102
	228A	(fragm. 22 [= fr. Verbraken 29])	P.-P. Verbraken, RB 84 (1974), p. 263
	228B	(= Denis 3, de genuitate dubitatur)	G. Morin, MiAg 1, p. 18-20
	229 auctus	(= Denis 6, de genuitate dubitatur)	G. Morin, MiAg 1, p. 29-32
	229A	(= Guelferbytanus 7)	G. Morin, MiAg 1, p. 462-464
	229B	(= Guelferbytanus 8)	G. Morin, MiAg 1, p. 464-466
	229C	(= Wilmart 8)	G. Morin, MiAg 1, p. 691-692
	229D	(= Wilmart 9)	G. Morin, MiAg 1, p. 693-694
	229E	(= Guelferbytanus 9)	G. Morin, MiAg 1, p. 466-471
	229F	(= Guelferbytanus 10)	G. Morin, MiAg 1, p. 471-473
	229G	(= Guelferbytanus 11 [= fragm. 23])	G. Morin, MiAg 1, p. 474-478
	229H	(= Guelferbytanus 12)	G. Morin, MiAg 1, p. 479-483
	229I	(= Mai 86)	G. Morin, MiAg 1, p. 324-327
	229J	(= Guelferbytanus, app. 7)	G. Morin, MiAg 1, p. 581-585
	229K	(= Guelferbytanus 13)	G. Morin, MiAg 1, p. 483-485
	229L	(= Guelferbytanus 14)	G. Morin, MiAg 1, p. 485-488
	229M	(= Guelferbytanus 15)	G. Morin, MiAg 1, p. 488-491
	229N	(= Guelferbytanus 16)	G. Morin, MiAg 1, p. 492-494
	229O	(= Guelferbytanus 17)	G. Morin, MiAg 1, p. 495-498
	229P	(= Lambot 3)	C. Lambot, PLS 2, c. 756-758
	229R	(fragm. 1 [= fr. Lambot 1/Verbraken 30])	C. Lambot, RB 79 (1969) 208
	229S	(fragm. 2 [= fr. Lambot 2/Verbraken 31])	C. Lambot, RB 79 (1969) 208-209
	229T	(fragm. 3 [= fr. Lambot 3/Verbraken 32])	C. Lambot, RB 79 (1969) 209-210

Status	Verbraken	Alternative name, criticism	Bibliographical indication
	229U	(fragm. 4 [= fr. Lambot 4/Verbraken 33])	C. Lambot, RB 79 (1969) 210-211
	229V	(fragm. 5-7 [= fr. Lambot 5-7/Verbraken 34-36])	C. Lambot, RB 79 (1969) 211-213. 213-214 + 214
+	229W	(= Delmulle 1 [= fragm. 39])	J. Delmulle, REAug 64 (2018), p. 274-278
	230		PL 38, c. 1103-1104
	231		S. Poque, SChr 116, p. 244-258
	232		S. Poque, SChr 116, p. 260-278
	233		PL 38, c. 1112-1115
	234		PL 38, c. 1115-1117
	235		C. Lambot, RB 67 (1957), p. 137-140
	236		PL 38, c. 1120-1122
-	[236A]		textus corruptus, sermo non adintegratus
	237		S. Poque, SChr 116, p. 280-292
	238		PL 38, c. 1125-1126
	239		PL 38, c. 1126-1130
	240		PL 38, c. 1130-1133
	241		PL 38, c. 1133-1138
	242		PL 38, c. 1138-1143
	242A	(= Mai 87)	G. Morin, MiAg 1, p. 327-330
	243		PL 38, c. 1143-1147
	244		PL 38, c. 1147-1151
	245		PL 38, c. 1151-1153
	246		S. Poque, SChr 116, p. 294-306
	247		PL 38, c. 1156-1158
	248		PL 38, c. 1158-1161
	249		PL 38, c. 1161-1163
	250		S. Poque, SChr 116, p. 308-324
	251		PL 38, c. 1167-1171
	252		PL 38, c. 1171-1179
	252A	(= Wilmart 13)	G. Morin, MiAg 1, p. 712-715
	253		S. Poque, SChr 116, p. 326-336
	254	(§ 1-4 = Wilmart 3)	C. Lambot, RB 79 (1969), p. 63-69
	255		PL 38, c. 1186-1190
	255A	(= Wilmart 18 + Mai 92)	G. Morin, MiAg 1, p. 719, 13-16 + 332-333

Status	Verbraken	Alternative name, criticism	Bibliographical indication
*	256 auctus	(= Maur. 256 + Wilmart 19)	St. Houthoofd, AugL 71 (2021), p. 249-255
	257		S. Poque, SChr 116, p. 338-342
	258		S. Poque, SChr 116, p. 344-350
	259		PL 38, c. 1196-1201
	260		PL 38, c. 1201-1202
	260A	(= Denis 8)	G. Morin, MiAg 1, p. 35-38
	260B	(= Mai 89)	G. Morin, MiAg 1, p. 330-332
	260C	(= Mai 94)	G. Morin, MiAg 1, p. 333-339
	260D	(= Guelferbytanus 18)	G. Morin, MiAg 1, p. 499-501
	260E	(= Guelferbytanus 19)	G. Morin, MiAg 1, p. 502-503
	261		C. Lambot, SPM 1, p. 88-94
	262		PL 38, c. 1207-1209
* ^o	263 auctus	(= Dolbeau 32: Guelferbytanus 21 + Mai 98)	F. Dolbeau, Mélanges Dalarun, 2021, p. 95-102
	[263A]	(= Mai 98)	G. Morin, MiAg 1, p. 347-350
	264		PL 38, c. 1212-1218
	265		PL 38, c. 1218-1224
	265A	(= Liverani 8)	G. Morin, MiAg 1, p. 391-395
	265B	(= Casinensis 2, 76-77)	G. Morin, MiAg 1, p. 413-415
	265C	(= Guelferbytanus 20)	G. Morin, MiAg 1, p. 504-506
	265D	(= Morin 17)	G. Morin, MiAg 1, p. 659-664
	265E	(= Lambot 16) [= fragm. 24; = fr. Verbraken 37])	C. Lambot, PLS 2, c. 805-807
	265F	(= Lambot 25)	C. Lambot, PLS 2, c. 828-830
*	266		F. Dolbeau, EphLi 134,3 (2020), p. 271-280
	267		PL 38, c. 1229-1231
	268		PL 38, c. 1231-1234
	269		PL 38, c. 1234-1237
	270		PL 38, c. 1237-1245
	271		PL 38, c. 1245-1246
	272		PL 38, c. 1246-1248
	272A	(fragm. 25 [= fr. Verbraken 38])	P.-P. Verbraken, RB 84 (1974), p. 264-265
	272B auctus	(= Dolbeau 31)	F. Dolbeau, REAug 44 (1998), p. 196-202

Status	Verbraken	Alternative name, criticism	Bibliographical indication
+	272C	(= Weidmann 10, olim: Fulgentius, s. 8)	C. Weidmann, CSEL 101, p. 128-133
	273		PL 38, c. 1247-1252
	274		PL 38, c. 1252-1253
	275		PL 38, c. 1254-1255
*	276	(authenticitate plus quam dubia, sermo paene certe inauthenticus)	F. Dolbeau, RB 133 (2023), p. 44-49
	277		PL 38, c. 1257-1268
*	277A	(= Caillau 1, 47)	F. Dolbeau, RB 133 (2023), p. 17-21
	278		PL 38, c. 1268-1275
	279	(= Maur. 279 + Morin 1)	PL 38, c. 1275-1280 + post sermonem (= Morin 1): G. Morin, MiAg 1, p. 589-593
	280		PL 38, c. 1280-1284
	281		PL 38, c. 1284-1285
+	282 auctus	(= Erfurt 1, Weidmann 1)	I. Schiller, D. Weber, Cl. Weidmann, WSt 121 (2008), p. 260-264
>	283 auctus	(= Dolbeau 15, Moguntinus 45)	F. Dolbeau, EAA 147, p. 196-203 et p. 625
	284		PL 38, c. 1288-1293
*	285		F. Dolbeau, SE 56 (2017), p. 79-88
	286		PL 38, c. 1297-1301
	287		PL 38, c. 1301-1302
*	288		F. Dolbeau, Hagiographica 27 (2020), p. 28-43
	289		PL 38, c. 1308-1312
	290		PL 38, c. 1312-1316
	291		PL 38, c. 1316-1319
	292		PL 38, c. 1319-1327
*	293		F. Dolbeau, AugR 57 (2017), p. 434-466
>	293A auctus	(= Dolbeau 3, Moguntinus 7)	F. Dolbeau, EAA 147, p. 384-395
	293B	(= Frangipane 8)	G. Morin, MiAg 1, p. 227-231
	293C	(= Mai 101)	G. Morin, MiAg 1, p. 351-352
	293D	(= Guelferbytanus 22)	G. Morin, MiAg 1, p. 510-515
	293E	(= Caillau 1, 57) [= fragm. 26; = fr. Verbraken 39])	G. Morin, MiAg 1, p. 245-247

Status	Verbraken	Alternative name, criticism	Bibliographical indication
	294		PL 38, c. 1335-1348
+	295 auctus	(= Weidmann 11/Partoens 2)	C. Weidmann, CSEL 101, p. 142-150
	296 auctus	(= Casinensis 1, 133-138)	G. Morin, MiAg 1, p. 401-412
	297		PL 38, c. 1359-1365
	298		C. Lambot, SPM 1, p. SPM 95-99
+	298A	(= Weidmann 12, olim: Ps.Aug. s. Mai 54, <i>genuitas difficiliter accipitur</i>)	C. Weidmann, CSEL 101, p. 159-162
*	299		F. Dolbeau, AugR 57 (2017), p. 467-489
>	299A auctus	(= Dolbeau 4, Moguntinus 9)	F. Dolbeau, EAA 147, p. 511-520
	299B	(= Guelferbytanus 23)	G. Morin, MiAg 1, p. 516-521
	299C	(= Guelferbytanus 24)	G. Morin, MiAg 1, p. 521-527
	299D	(= Denis 16)	G. Morin, MiAg 1, p. 75-80
*	299E	(= Guelferbytanus 30)	F. Dolbeau, Bibl. EThL 316, p. 56-69
	299F	(= Lambot 9)	C. Lambot, PLS 2, 792-795
	300		PL 38, c. 1376-1380
	301		PL 38, c. 1380-1385
	301A	(= Denis 17)	G. Morin, MiAg 1, p. 81-89
	302	(= Maur. 302 + Guelferbytanus 25)	C. Lambot, SPM 1, p. 100-111
	303		PL 38, c. 1393-1395
	304		PL 38, c. 1395-1397
	305		PL 38, c. 1397-1400
	305A	(= Denis 13)	G. Morin, MiAg 1, p. 55-64
*	306		F. Dolbeau, SE 56 (2017), p. 100-111
	306A	(= Morin 14)	G. Morin, MiAg 1, p. 645-646
	306B	(= Denis 18)	G. Morin, MiAg 1, p. 90-97
	306C	(= Morin 15)	G. Morin, MiAg 1, p. 646-653
	306D	(= Lambot 8)	C. Lambot, PLS 2, 785-788
>	306E	(= Dolbeau 18, Moguntinus 50)	F. Dolbeau, EAA 147, p. 210-218
+	306F	(= Morin 18 [= fragm. 27])	G. Morin, ETD 1, p. 306, n. 2
	307		PL 38, c. 1406-1407
	308		PL 38, c. 1408-1410

Status	Verbraken	Alternative name, criticism	Bibliographical indication
	308A	(= Denis 11)	G. Morin, MiAg 1, p. 43-50
	309		PL 38, c. 1410-1412
	310		PL 38, c. 1412-1414
	311		PL 38, c. 1414-1420
	312		PL 38, c. 1420-1423
	313		PL 38, c. 1423-1425
	313A	(= Denis 14)	G. Morin, MiAg 1, p. 65-70
*	313B	(= Denis 15)	F. Dolbeau, AugSt 54,1 (2023), p. 14-33
	313C	(= Guelferbytanus 26)	G. Morin, MiAg 1, p. 529-531
	313D	(= Guelferbytanus 27)	G. Morin, MiAg 1, p. 531-535
	313E	(= Guelferbytanus 28)	G. Morin, MiAg 1, p. 535-543
	313F	(= Denis 22)	G. Morin, MiAg 1, p. 133-135
+	313G	(= Erfurt 6, Weber 2 [= fragm. 28])	I. Schiller, D. Weber, Cl. Weidmann, WSt 121 (2008), p. 283-284
	313H	(= Morin 2, olim: 313G)	G. Morin, MiAg 1, p. 594-595
	314		PL 38, c. 1425-1426
	315		PL 38, c. 1426-1431
	316		PL 38, c. 1431-1434
	317	(= Maur. 317 + Wilmart 21 = Casinensis 1, 144-146)	PL 38, c. 1435-1437 + A. Wilmart, RB 44 (1932) p. 204-205 (s Wil 21)
	318		PL 38, c. 1437-1440
	319		PL 38, c. 1440-1442
	319A	(= Maur. app. 212, 2 [= fragm. 29; fr. Verbraken 40])	P.-P. Verbraken, RB 84 (1974) p. 265-266
+	319B	(= Weidmann 13, olim: Ps.Aug. s. 215, de genuitate dubitatur)	C. Weidmann, CSEL 101, p. 176-185
	320		PL 38, c. 1442
	321		PL 38, c. 1443
	322		PL 38, c. 1443-1445
	323		PL 38, c. 1445-1446
	324		PL 38, c. 1446-1447
	325		PL 38, c. 1447-1449
	326		PL 38, c. 1449-1450
	327		PL 38, c. 1450-1451
	328 auctus	(= Lambot 13)	C. Lambot, RB 51 (1939), p. 15-20

Status	Verbraken	Alternative name, criticism	Bibliographical indication
	329		PL 38, c. 1454-1456
	330		PL 38, c. 1456-1459
	331		PL 38, c. 1459-1461
	332		PL 38, c. 1461-1463
°	334 auctus	(= Maur. 334 + Lambot 14 [olim 335F])	PL 38, c. 1467-1469; C. Lambot, RB 51 (1939), p. 21, app. cr.; C. Lambot PLS 2, c. 802-803
	335		PL 38, c. 1470-1471
	335A	(= Frangipane 6)	G. Morin, MiAg 1, p. 219-221
	335B	(= Guelferbytanus 31)	G. Morin, MiAg 1, p. 557-562
	335C	(= Lambot 2)	C. Lambot, PLS 2, 750-755
	335D	(= Lambot 6)	C. Lambot, PLS 2, 777-780
	335E	(= Lambot 7)	C. Lambot, PLS 2, 781-785
-	[335F]		cf. s. 334 auctus
	335G	(= Lambot 15 [= fragm. 30; = fr. Verbraken 43])	C. Lambot, PLS 2, 803-805
	335H	(= Lambot 26 [= fragm. 31])	C. Lambot, PLS 2, 830-831
	335I	(= Lambot 27)	C. Lambot, PLS 2, 832-834
	335J	(= Lambot 29)	C. Lambot, PLS 2, 839-840
	335K	(= Lambot 21)	C. Lambot, PLS 2, 817-821
	335L	(= Lambot 22)	C. Lambot, PLS 2, 821-822
	335M	(= Lambot 23)	C. Lambot, RB 59 (1949) 78-80
+	335N	(= Weidmann 17, Jensen 2)	B. M. Jensen et C. Weidmann, REAug 63 (2017), p. 257-265
	336	(= Maur. 336, 1-5)	PL 38, c. 1471-1475
	337		PL 38, c. 1475-1478
	338		PL 38, c. 1478-1479
	339	(= Maur. 339 + Maur. 40 auctus = Frangipane 2)	C. Lambot, SPM 1, p. 112-122; F. Dolbeau, REAug 41 (1995) 28 n. 43 (corrigenda)
	340A	(= Guelferbytanus 32)	G. Morin, MiAg 1, p. 563-575
>	341 auctus	(= Dolbeau 22, Moguntinus 55)	F. Dolbeau, EAA 147, p. 553-578
	341A	(= Mai 22)	G. Morin, MiAg 1, p. 314-316
	342		PL 39, c. 1501-1504
	343		C. Lambot, RB 66 (1956), p. 28-38
	344		PL 39, c. 1512-1517

Status	Verbraken	Alternative name, criticism	Bibliographical indication
	345 auctus	(= Frangipane 3)	G. Morin, MiAg 1, p. 201-209
	346		PL 39, c. 1522-1524
-	[346A]	(centon; Caillau 2, 19)	cf. s. 114B (= Dolbeau 5, Moguntinus 12)
	346B	(= Mai 12)	G. Morin, MiAg 1, p. 285-287
	346C	(= Caillau 2, 92)	G. Morin, MiAg 1, p. 272-274
	347		PL 39, c. 1524-1526
	348		PL 39, c. 1526-1529
>	348A auctus	(= Dolbeau 30)	F. Dolbeau, RechAug 28 (1995), p. 53-63
	349		PL 39, c. 1529-1533
	350		PL 39, c. 1533-1535
	350A	(= Mai 14)	G. Morin, MiAg 1, p. 292-296
*	350B	(= Haffner 1 [= fragm. 32; = fr. Verbraken 45])	H. Drobner, AugR 52 (2012), p. 271-277
-	[350C]	(= Étaix 3)	cf. s. 350B (Haffner 1)
+	350D	(= Erfurt 2, Weber 1)	I. Schiller, D. Weber, Cl. Weidmann, WSt 122 (2009), p. 184-188
+	350E	(= Erfurt 3, Weidmann 2)	I. Schiller, D. Weber, Cl. Weidmann, WSt 122 (2009), p. 195-200
+	350F	(= Erfurt 4, Schiller 1; = sermo Lambot 28 auctus [s. 164A auctus])	I. Schiller, D. Weber, Cl. Weidmann, WSt 122 (2009), p. 207-213
	351	(de genuitate dubitatur)	PL 39, c. 1535-1549
*	352		PL 39, c. 1549-1560
>	352A	(= Dolbeau 14, Moguntinus 44)	F. Dolbeau, EAA 147, p. 107-114
	353		PL 39, c. 1560-1563
	354		PL 39, c. 1563-1568
>	354A	(= Dolbeau 12, Moguntinus 41)	F. Dolbeau, EAA 147, p. 77-84
	355		C. Lambot, SPM 1, p. 123-131
	356		C. Lambot, SPM 1, p. 132-143
	357		PL 39, c. 1582-1586
	358		C. Lambot, SPM 1, p. 144-149
	358A	(= Morin 5 [= fragm. 33; = fr. Verbraken 47])	G. Morin, MiAg 1, p. 606-607
	359		PL 39, c. 1590-1597
	359A	(= Lambot 4)	C. Lambot, PLS 2, 759-769

Status	Verbraken	Alternative name, criticism	Bibliographical indication
>	359B	(= Dolbeau 2, Moguntinus 5)	F. Dolbeau, EAA 147, p. 328-344
-	[360]		non est sermo ab Augustino compositus; cf. F. Dolbeau, RB 105 (1995), p. 293-307
>	360A	(= Dolbeau 24, Moguntinus 60)	F. Dolbeau, EAA 147, p. 232-242
>	360B	(= Dolbeau 25, Moguntinus 61 [cf. 97A = Casinensis 2, 114-115])	F. Dolbeau, EAA 147, p. 248-267
>	360C	(= Dolbeau 27, Moguntinus 63 [= fragm. 34])	F. Dolbeau, EAA 147, p. 311-314
	361		PL 39, c. 1599-1611
	362		PL 39, c. 1611-1634
+	362A	(= Erfurt 5, Schiller 2)	I. Schiller, D. Weber, Cl. Weidmann, WSt 121 (2008), p. 271-274
	363		PL 39, c. 1634-1638
+	363A	(= Weidmann 14 = Ps.Aug. s. Barré, de genuitate dubitatur)	C. Weidmann, CSEL 101, p. 199-202
+	363B	(= Weidmann 15 = Ps.Aug. s. Mai 117, de genuitate dubitatur)	C. Weidmann, CSEL 101, p. 212-216
	367		PL 39, c. 1650-1652
	369		C. Lambot, RB 79 (1969), p. 124-128
	370	(= Maur. 370, 2-4)	PL 39, c. 1657-1659
	373	(interpolatus)	PL 39, c. 1663-1666
>	374 auctus	(= Dolbeau 23, Moguntinus 59)	F. Dolbeau, EAA 147, p. 593-615
	375	(de genuitate dubitatur)	PL 39, c. 1668-1669
	375A	(= Denis 4, de genuitate dubitatur)	G. Morin, MiAg 1, p. 21-22
	375B	(= Denis 5, de genuitate dubitatur)	G. Morin, MiAg 1, p. 23-29
	375C	(= Mai 95)	G. Morin, MiAg 1, p. 340-346
	376	(= Maur. 376, 1)	PL 39, c. 1669
	376A	(= Maur. 376, 2-4)	PL 39, c. 1669-1671
	377	(de genuitate dubitatur)	PL 39, c. 1671-1673
	378		PL 39, c. 1673-1674
	379 auctus	(= Lambot 20)	C. Lambot, RB 59 (1949), p. 62-68
*	380		F. Dolbeau, REAug 61 (2015), p. 256-270

Status	Verbraken	Alternative name, criticism	Bibliographical indication
*	381		G. Partoens et L. Van der Wiel, <i>Bibl. EThL</i> 316, p. 206-212
	386	(de genuitate dubitatur)	PL 39, c. 1695-1697
	389		C. Lambot, <i>RB</i> 58 (1948) 43-52
	390	(de genuitate dubitatur)	PL 39, c. 1705-1706
	392	(= Maur. 392, 2-6); Maur 362, 1: cf. s. 162B	PL 39, c. 1710-1713
	393		PL 93, 1713-1715
	395		PL 39, c. 1716-1717
	396		PL 39, c. 1717-1718

IV. THE 'THESAURUS DIPLOMATICUS'

The information provided for the documents reproduced in the *Thesaurus Diplomaticus* is taken in its entirety from the data in this database published in 1997 on CD-ROM. However, not all of this information has been retained. The choice made should allow the user to identify the document, to identify the author/disposer, beneficiary, date, its diplomatic classification, its authenticity and the bibliographic reference for the source used. As will be seen, the user has the necessary information to locate and date the vocabulary of the archives. The background on the text provides, besides the usual statistical information, the diplomatic analysis of the document. Complete information can of course be found in the *Thesaurus Diplomaticus* on CD-ROM or in the database *Diplomata Belgica. Les sources diplomatiques des Pays-Bas méridionaux aux Moyen Âge*, published by the Commission royale d'Histoire / Koninklijke Commissie voor Geschiedenis. (Available at: http://www.diplomata-belgica.be/colophon_fr.html).

The reference displayed while viewing a context always has the sequence number assigned to the document at the time of its encoding for the *Dictionnaire du Latin Médiéval Diplomatique* (p. ex. 'D0001') and the serial number of the document in the *Table chronologique des chartes et diplômes imprimés concernant l'histoire de la Belgique* begun by A. Wauters, according to its revised and computerized version (the 'New Wauters'), as used in the *Thesaurus Diplomaticus* (p. ex.: W0001). These numbers are followed by two notes on the author/disposer and the beneficiary. There follows (in parentheses) information concerning the authenticity, dating, diplomatic classification and the main source of the edition (the tradition).

The indication of the date has been simplified: it mentions only the year. If the date provided by the document does not correspond to its actual date (p. ex. in the case of falsification), it is enclosed in parentheses and is preceded by the actual date as determined by scholarship. The background on the text provides the details.

Regarding the author, the disposer and the beneficiary, a code in two digits indicates the function of the person or the type of institution involved:

AA: abbot, abbess; AB: abbey, priory, monastery, monastery of regular canons, Hospitallers, templars, monastery headed by a provost; AD: archdeacon; AE: archbishop AV: advocate, ecclesiastical advocate; CA: canon, canoness; CC: chancellor; CM: county; CO: count, countess; CP: cathedral chapter, collegiate chapter; CS: castellan, lord, lady; DC: dean of Christianity; DE: dean of a chapter of canons; DO: lord (of a seignior); DU: duke, duchess; EP: bishop ES: bishopric; HO: hospital, leper-house; HS: 'homines'; IM: Emperor, Empress; LA: apostolic legate; MD: majordomo; OF: bishop's official; AP: pope; PO: parish church; PP: provost (in a personal capacity); RE: king, queen; SA: priest, parish priest; UR: city, village, aldermen, municipal magistrate; XX: unknown.

Note the meaning of two technical terms: the "author" is the physical or legal person in whose name and under whose responsibility the writing was drawn up; the "disposer" or author of the legal action is the physical or legal person who has carried out the legal act recorded in the writing. This can be confused with the author of the document.

In the backgrounds on the texts, this information is more fully set out and accompanied by a diplomatic analysis of the document.

For a complete account of the *Thesaurus Diplomaticus* and its operation, see Ph. Demonty, *Thesaurus Diplomaticus, Guide de l'utilisateur*, Turnhout, Brepols, 1997, volume accompanying the CD-ROM.