

ALD

Aristoteles Latinus
Database

ALD-3

UNION ACADEMIQUE INTERNATIONALE
***ARISTOTELES LATINUS* CENTRE**
INSTITUTE OF PHILOSOPHY, KU LEUVEN
CENTRE TRADITIO LITTERARUM OCCIDENTALIUM
(CTLO)

USER'S GUIDE

BREPOLS  PUBLISHERS

2016

© Functional design by CTLO and Brepols Publishers, Turnhout, 2016
© Database by Union Académique Internationale, Brepols Publishers N.V. and CTLO, 2016
© Lucene - search technology by Apache Foundation
<http://www.apache.org/licenses/LICENSE-2.0>
© Publication rights by Brepols Publishers, Turnhout, 2016

All the texts included in the ALD database are under copyright.

In a few cases the publisher could not trace back the copyright holder of the printed version; this is the case for the following works:

- P.A. Stapleton, *A Latin Translation of the 'Rhetorica ad Alexandrum' from the Thirteenth Century*, PHD thesis at University of Illinois at Urbana-Champaign, published on demand at Ann Arbor (Mi) by Univesity microfilms international, 1982;
- R. Seligsohn, *Die Übersetzung der ps.-aristotelischen Problemata durch Bartholomaeus von Messina: Text und textkritische Untersuchungen zum ersten Buch*, Inauguraldissertation, Friedrich-Wilhelms-Universität Berlin, 1934, published at Berlin by Ebering, 1934 (only Latin text, p. 19-59);
- W. Kley, *Theophrasts metaphysisches Bruchstück und die Schrift Peri sêmeiôn in der lateinischen Übersetzung des Bartholomaeus von Messina*, Inauguraldissertation, Friedrich-Wilhelms-Universität Berlin, 1936, published at Würzburg by Triltsch, 1936 (only the two Latin texts, p. 3-13 and 43-61).

The copyright holders are kindly invited to contact the publisher at rights@brepols.net

The Centre « Traditio Litterarum Occidentalium » (CTLO) continues former activities in the field of Latin studies of Cetedoc. Cetedoc has been founded by the Université Catholique de Louvain at Louvain-la-Neuve and was developed jointly with this University.

TABLE OF CONTENTS

I. THE DATA.....	5
1. FILTERS.....	6
1) <i>Authors and titles of works</i>	6
2) <i>Clavis and Periods</i>	7
3) <i>Centuries</i>	9
2. FORMS.....	10
3. A DISCOURSE DIVIDED INTO SENTENCES.....	16
II. THE SOFTWARE.....	18
1. THREE WAYS OF ACCESSING TEXTS.....	18
2. NAVIGATING THROUGH THE LIBRARY ARISTOTELES LATINUS DATABASE.....	19
3. EXECUTING A SIMPLE SEARCH IN THE SEARCH SCREEN.....	20
1) <i>Formulating a simple query for a single word (a form)</i>	20
2) <i>Using Boolean operators</i>	20
3) <i>Using Proximity operators</i>	21
4) <i>Using wildcards and the Select filter of the Word-forms panel</i>	22
5) <i>Search options</i>	24
6) <i>Saving queries and loading saved queries</i>	25
4. DISPLAYING AND UTILIZING THE RESULTS.....	26
1) <i>Displaying the results in a single list</i>	26
2) <i>Showing the results in relation to the different periods of Latin</i>	26
3) <i>The contexts shown in the list of results</i>	27
4) <i>Navigating through the lists of results</i>	27
5) <i>Working with individual contexts</i>	28
6) <i>Exporting the list of results completely or partially</i>	28
7) <i>Switching from a context search to other types of approach</i>	29
5. USING THE FILTERS.....	29
1) <i>The five filters</i>	29
2) <i>Using a filter to make a selection</i>	30
3) <i>Formulating queries in a selection filter: rules of syntax</i>	31
4) <i>Navigating through a selection filter</i>	31
5) <i>Alphabetical and logical sorting</i>	31
6) <i>Including and excluding data defined by the filters</i>	32
7) <i>Combining different filters</i>	32
6. WORKING WITH THE TABLE OF CONTENTS: USING A REFERENCE TO DISPLAY A PASSAGE.....	34
7. EXAMINING THE DISTRIBUTION OF WORD-FORMS.....	34
1) <i>Formulating a query concerning the entire database</i>	35
2) <i>Examining the Distribution of Word-forms: from general distribution to the display of a concordance</i>	35
III. AUCTORES ET TITULI OPERUM.....	37

FOREWORD

The completion of this database was made possible thanks to the synergy of several institutions and persons: the governing body of the International Union of Academies, the De Wulf-Mansioncentrum of the Hoger Instituut voor Wijsbegeerte of the University of Leuven (KU Leuven), on the one hand and, on the other, the Centre “*Traditio Litterarium Occidentalium* (CTLO) based in Turnhout”.

The collaboration between the Aristoteles Latinus Centre of KU Leuven and the CTLO was exemplary, as we hope the present results may testify. The publication of this database no doubt constitutes an important means for research into the history of Western culture. Professor Tullio Gregory, formerly director of the *Lessico Intellettuale Europeo*, has often stressed the importance and necessity of our project which offers a digitization of the complete corpus of the Latin Aristotle as read and studied in medieval universities.

Since the death of Jozef Brams, shortly after the publication of ALD-1, Pieter De Leemans has painstakingly taken care of the make-up of the texts included in the database and has introduced each of them with bibliographical notices. On the side of CTLO, Eddy Gouder has looked after the textual and philological aspects of the electronic treatment, while Jeroen Lauwers has undertaken the finalisation of the material into the required electronic form.

Carlos STEEL

Paul TOMBEUR

I. THE DATA

The *Aristoteles Latinus Database* aims at documenting the various tools that were used in the Middle Ages for the study of Aristotle, with a special emphasis on Latin translations. The first release of the database (ALD-1/2003) mainly contained the Greco-Latin translations published in the printed *Aristoteles Latinus* series as well as some unpublished editions in preparation. In the second release (ALD-2/2006), this corpus of translations was further expanded with texts that had been edited within other contexts (such as the *Editio Leonina* of Thomas Aquinas's works). The present third release adds many new texts to this corpus, nearly doubling its volume, and in doing so, widens its scope. Not only it adds several previously unavailable Greco-Latin Aristotle translations, it now also includes other texts that have shaped the study of the Latin Aristotle in the Middle Ages: the corpus of Latin translations of Greek commentaries and glosses on Aristotle (most of them published in the *Corpus Latinum Commentariorum in Aristotelem Graecorum*), texts that were closely associated with the *Corpus Aristotelicum* (such as the *Liber sex principiorum*, the *Paraphrasis Themistiana* or the *Vita Aristotelis*), and some translations from the Arabic (*Analytica Posteriora*, tr. Gerardi and Averroes' *Poetria*, tr. Hermanni).

The *Aristoteles Latinus* database was conceived on the model of the *Library of Latin Texts (LLT)*, formerly called CLCLT). The initial heuristic investigation was carried out on the same principles, the concepts are the same and the interface used is the same. The *Monumenta Germaniae Historica* and the Royal Irish Academy now use our interface for their databases as well. This has the incontestably significant advantage of allowing researchers and teachers to use a tool of a single type, functioning on the same principles, for investigating documents of many kinds.

Because our purpose has been to integrate scholarship and computerization, this database is the result of a number of scholarly steps. The most important of these are as follows.

1. We made a **heuristic investigation** in order to characterize each text in light of the current *status quaestionis*. Our understanding is, in some cases, more advanced than what has been presented in the printed editions. For example, we now know that William of Moerbeke revised Grosseteste's translations of the Nicomachean Ethics or, again, that the translator of the "anonymous" version of the *De generatione et corruptione* is in fact Burgundio of Pisa.
2. We **examined each textual ensemble**, analyzing in particular the titles, the *incipits* and *explicitis* and the *capitula* where they exist. The text incorporated into the database is always the edited text itself. Data from the critical apparatus may be added in a future phase of our project.
3. We present *formae* rather than simply graphic units (graphic units being simply sets of characters separated by blank spaces or punctuation marks). The concept of form corresponds to a lexical potentiality; consequently, the enclitics are distinguished where needed.

4. We have corrected a certain number of elements in relation to the published volumes.
5. The sequences of *formae* are grouped in sentences or *sententiae*. The discourse, therefore, is not a simple sequence of bits and bytes: it is organized according to the way the editors have presented the texts. The references to data are as precise as is possible. For the translations of Aristotle, this entails book and chapter of the Aristotelian work following Bekker, references to the printed volumes (page and line), and page and column of the Greek text of Bekker edition. For texts where the edition is still in progress, a reference is provided to the internal structure of the work, as well as to the page and column of Bekker. In the case of other translations, we have proceeded as much as possible in a similar way; e.g. in the Latin translations of Greek commentaries on Aristotle we usually refer to the corresponding page numbers in the editions of the *Commentaria in Aristotelem Graeca*. In these cases, the *memento* contains a bibliographical reference to the Greek edition that has been used.
6. Each text is accompanied by a *memento* which gives the dates of the author and/or the work, the name of the editor, and other facts pertinent to the text. These are particularly important for the Latin Aristotle since they demonstrate the often complex relation between translations.
7. Software capabilities have been selected with a view to **the requirements of scholarship**. Capabilities are discussed in the second section of this Guide. The initial screen in ALD offers the user five filters, *Author*, *Title*, *Clavis*, *Period* and *Century*, as well as a query panel called *Word-forms* (as will be seen). It seems therefore appropriate to also follow this order here and first discuss the filters, next the word-forms.

1. Filters

1) *Authors and titles of works*

Names of authors and titles of works follow the practice of the *Aristoteles Latinus* project. Note that, in the case of a translation, ‘author’ is the translator of a work and not the author of the translated text. The full list is supplied at the end of this Guide.

It is important to point out that in the lists and in the references Boethius is not necessarily the same Boethius. There are several authors who may lie behind this ascription: Boethius proper, let us call him, ("*Boethius translator Aristotelis*"), and three other "Boethiuses" who are conflation (for instance: "*Boethius translator Aristotelis secundum 'recensionem Carnutensem'*"). This is fully explained in the ‘Background on the text’ for each work concerned.

When classifying works we have undertaken not to mix under one heading texts by different authors. Likewise, we have distinguished texts of a different type, such as translations vis-à-vis revisions.

It is worth drawing attention to some peculiarities involved in the *Aristoteles Latinus* project which have required special treatment. For instance, the distinction between various versions or recensions of a particular text has not necessarily led to an equivalent number of editions of the text. The ‘editio prior’, for example, of

the translation of the *De generatione animalium* by William of Moerbeke is only identifiable in the critical apparatus. For other texts there may only be an edition of those extracts which present the most marked differences. For instance, the edition of the *Analytica priora* following the *recensio Carnutensis* only provides those passages which present the most marked differences in relation to the *recensio Florentina*. Other textual differences feature in the critical apparatus. The text used in this database is always that of the actual printed edition. Translator's notes featuring in the critical apparatus will be included in the future.

It is necessary to point out here a number of features of this corpus and to explain how they have been treated. "Primary translations" are encoded in conformity with the printed edition. The use of upper-case and lower-case characters follows the practice of the printed edition.

In the case of "revised translations" the printed edition distinguishes typographically the base text where no changes have been made to it and changes introduced by the reviser. Editors of the printed edition have used two systems: some have put the base text in 'reduced font-size' while changes by the reviser are in 'normal-sized characters'; others have shown the base text in 'normal-sized characters' while changes are shown in capitals throughout. In our database we have adopted consistently the second system. Please note that such combinations are possible within a single word: for instance, *haNc*, *habENT* or *praedicaRETUR*.

To avoid any possible confusion, all printed titles found in capitals in the text proper are rendered in lower-case. The fact that this is a title is marked by the codes [[]].

We should note finally that in the case of two works no complete text exists; instead, fragments have been transmitted within other texts. In order to make clear the sense of the relevant passages, the edition presents these fragments within their contexts taken from other works. These contexts are shown in the displayed answers but the word-forms in these contextual passages are not searchable. We have been careful never to double-count these contextual word-forms in the index. This is the case with respect to the *De sophisticis elenchis* attributed to James of Venice (but considered *dubius*) and a work attributed to Burgundio of Pisa, the *Ethica Nicomachea: translationis antiquioris quae supersunt: B. librorum II - X reliquiae siue 'Ethica Hoferiana' et 'Ethica Borghesiana'*.

2) *Clavis and Periods*

The current database makes a distinction between two periods in the history of Latin:

- *Aetas patrum (Patr.)*, a period that we normally locate between *ca.* 200 and the death of the Venerable Bede (735). The oldest text in the database, the *Paraphrasis Themistianae* (a text originally written in Latin), probably dates from the fourth century, whereas the oldest translations (by Boethius) are from the sixth century..
- *Medii aevi scriptores (Med.)*, from 736 to 1500.

The *Clavis* number contains two parts. The first part consists of (four) letters, which allow the user to identify the nature of a text. The first two letters indicate

whether a text is a translation of Aristotle (TA), a translation of a commentary on Aristotle (CA), or a text that is none of the above (VA). The second two letters refer to its linguistic background: Greco-Latin translations (GL), Semitico-Latin translations (SL), or texts originally written in Latin (LA). Thus:

- TAGL = Greco-Latin translation of a text by (pseudo-)Aristotle
- TASL = Semitico-Latin translation of a text by (pseudo-)Aristotle
- CAGL = Greco-Latin translation of a commentary on (pseudo-)Aristotle
- CASL = Semitico-Latin translation of a commentary on (pseudo-)Aristotle
- VAGL = Greco-Latin translation of a text that is not by Aristotle
- VALA = A text originally written in Latin

The use of these letters allows the user of the database to easily limit a search to one or more of the categories defined by them.

The second part of the *Clavis* number consists of numerals. For the translations of and commentaries on Aristotle, these numbers refer to the publication schedule of the *Aristoteles Latinus*. This schedule is inspired by the order of Aristotle's works in the Greek edition by I. Bekker, which in turn follows the traditional order, namely that of Andronicos of Rhodes in the first century B.C. In these cases, the first two numerals identify the Aristotelian work:

- | | | |
|-----|---|----------------|
| 01. | <i>Categoriae</i> | |
| 02. | <i>Peri hermeneias [uel De interpretatione]</i> | |
| 03. | <i>Analytica priora</i> | / |
| 04. | <i>Analytica posteriora</i> | <i>Organon</i> |
| 05. | <i>Topica</i> | |
| 06. | <i>De sophisticis elenchis</i> | |
| 07. | <i>Physica</i> | |
| 08. | <i>De caelo et mundo</i> | |
| 09. | <i>De generatione et corruptione</i> | |
| 10. | <i>Meteorologica [uel Metheora]</i> | |
| 11. | <i>De mundo</i> | |
| 12. | <i>De anima</i> | |
| 13. | <i>De sensu et sensato</i> (part of the <i>Parua naturalia</i>) | |
| 14. | <i>De memoria et reminiscencia</i> (part of the <i>Parua naturalia</i>) | |
| 15. | <i>De somno et uigilia, De insomniis, De diuinatione per somnum</i> (part of the <i>Parua naturalia</i>) | |
| 16. | <i>De longitudine et breuitate uitae, De iuuentute et senectute, De respiratione</i> [incl. <i>De morte et uita</i>] (part of the <i>Parua naturalia</i>) | |
| 17. | <i>De historia animalium, De incessu animalium, De motu animalium, De partibus animalium, De generatione animalium</i> | |
| 18. | <i>De coloribus</i> | |
| 19. | <i>Physiognomonica</i> | |
| 21. | <i>De mirabilibus auscultationibus</i> | |
| 22. | <i>Problemata Physica</i> | |
| 23. | <i>De lineis insecabilibus</i> | |
| 24. | <i>De signis</i> (appendix: <i>De inundatione Nili</i>) | |

25. *Metaphysica* (appendix; *De principiis* [= “*Metaphysica Theophrasti*”])
26. *Ethica Nicomachea*
27. *Magna moralia*
28. *Ethica Eudemica* (incl. *De bona fortuna*)
29. *Politica*
30. *Oeconomica*
31. *Rhetorica*
32. *Rhetorica ad Alexandrum*
33. *Poetica*

Whenever necessary, a number has been subdivided in order to give every work a unique number. Subdivisions are required when there is more than one translation of a given text (in which cases translations are numbered chronologically) and/or that a text has been split up in different parts. E.g.

TAGL.17.2.1

- TAGL Greco-Latin translation of Aristotle
- 17 Number of the Aristotelian work, in this case the ensemble of zoological works (*De historia animalium*, *De incessu animalium*, *De motu animalium*, *De partibus animalium*, *De generatione animalium*)
 - 2 The *translatio nova* of these texts by William of Moerbeke
 - 1 Part one of this collection, i.e. *De historia animalium*

CAGL.8.2.1

- CAGL Greco-Latin translation of a commentary on Aristotle
- 8 *De caelo et mundo*
 - 2 Translation by William of Moerbeke (‘1’ refers to Grosseteste’s translation, which is earlier)
 - 1 Book 1 of this text

We may note that using this numbering has a practical benefit in the case of texts edited in the *Aristoteles Latinus* series, since these numbers feature on the covers of the printed editions.

In the case of texts that are no translations of texts by or commentaries on Aristotle, the numbering has been chosen by the editors of the database.

Researchers can, as we will see, select one or more works which they wish to study and undertake all the comparisons that they wish.

3) Centuries

The search criterion ‘century’ is based on the exact dating of each work. For the 6th century, we have distinguished the exact century from the 6th century named *primus*, which refers to translations attributed to Boethius that are later revised. The comment *recensio recognita* next to a century means that the century in question refers to the date of a revised translation, and not to the date of the translation itself. Finally, a distinction is made whether the date (by century) of a particular work is known, whether the date is only known *terminus ad quem*, whether the date is uncertain, or whether the century-date is uncertain *terminus ad quem*.

2. Forms

In ‘Méthodologie et informatique: du texte aux analyses’, the introduction to the first volume of our *Thesaurus Linguae Scriptorum Operumque Latino-Belgicorum Medii Aevi*, published in 1986, we defined the different components, real or potential, of a textual set. These components are, essentially, graphic units, forms, and lemmas. The data ALD searches for is either a word-form or a set of word-forms. A set of word-forms is an expression containing x forms, contiguous or not, which may or may not be situated in a particular order. A form is a lexical potentiality: it is defined as a unit capable of occurring under a lexical entry or lemma and is thus the actualization of a lemma within discourse.

For this reason, enclitics have generally been separated and ambiguous cases (e.g., *suaue*) have been examined. In some particular cases, the context makes separation impossible. The same is true for cases of crasis.

The word-forms that can be searched for using ALD are the *real forms*: those that are actually attested in the editions, with all their divergences, their graphic characteristics, even their oddities. The first thing one must keep in mind, therefore, is that *there is no such thing as correct Latin spelling* and that many graphic variations may appear.

For the purposes of searching, word-forms never contain the letters v or j , but only u or i . When contexts are displayed, however, word-forms generally appear in conformity with the editor’s usage.

The ALD software allows open-ended searches, which can help to address the practical problems posed by the existence of diverse spellings. In a search, the code « ? » stands for a single wildcard character, and the code « * » stands for any number of contiguous wildcard characters as well as the absence of characters. On request, ALD will display the lists of corresponding word-forms.

Aberrant word-forms appearing in the indexes can be explained on the basis of their contexts. The origin of their strange appearance often lies in problems of textual transmission. It will also be noticed that certain entries correspond to elided word-forms. Moreover, one should call attention to the fact that the word-forms as they are listed in the ALD’s index – and therefore the word-forms as they can be searched – are word-forms without « *notae criticae* » (without square brackets or pointed ones). Thus it is necessary to pursue any given search to the stage of examining the contexts, indeed to the stage of consulting the edition of the text itself, before one’s verdict can be conclusive.

Some word-forms correspond to abbreviations, which generally appear in the database as they are given in the edition. Other word-forms correspond to Roman numerals. The endings of numerals are noted when appropriate. For example: *iii-or.*”

Words written in Greek characters in the editions are displayed in Greek characters (with breathings and accents), and can be searched for with Greek characters. So, it is no longer necessary to work with transliterations equipped with code ~ g. Note that in the index, these words appear without breathings and accents and that, therefore, these diacritic signs are not relevant for the interrogation. For instance, in the index, the form $\tau\acute{\iota}\varsigma$ represents $\tau\acute{\iota}\varsigma$ as well as $\tau\iota\varsigma$, and whether you type the one or the other in the search screen, you will obtain the same result, namely both the contexts containing $\tau\acute{\iota}\varsigma$ and those which contain $\tau\iota\varsigma$.

Also note that the editorial practice adopted in the AL implies that the spelling of a Greek word corresponds in general to what is found in the Greek manuscript used by the translator. For example: we will write *μύδες*, attested by a part of the Greek manuscript tradition, since it is believed that the translator read this in his manuscript, and not *έμύδες* as in the text of Bekker.

Medieval translators of Aristotle did not only insert Greek words in their texts, but also regularly transliterated them in Latin characters. Such transliterations are often quite peculiar; a large number of these peculiarities can be explained by developments in the pronunciation of Greek.

The following list has been generated during the work involved in preparing ALD-1. It ought to provide the scholar using ALD with some guidance, while not pretending to be an exhaustive document.

Rough breathing is not transcribed in every case

έταιρική *etairica*

Iota subscript is not transcribed in every case

Τρα(υ)ματία *Tramatia*

"αι" is transcribed as "ay"

Αίσχύλου *Ayscylī*

δίκαιον *dikayon*

"αι" is transcribed as "e"

ἀδικεῖσθαι *adikiste*

καταιγίς *categis*

"ε" is transcribed as "i"

Ἠγέμων *Igimon*

"ει" is transcribed as "ey"

δεινός *deynos*

εἰρωνεία *eyronia*

"ει" is transcribed as "i"

Εἰμαρμένειν *Imarmenin*

εἰρωνεία *eyronia*

πράττειν *prattin*

"ει" is transcribed as "y"

εἰκός *ycos / ykos*

εἶρων *yron*

"η" is transcribed as "i"

ἀπηλιώτης	<i>apiliotes</i>
κακοθήθεια	<i>kakoitheia</i>

"η" is transcribed as "y"

Ἰσιόδον	<i>Ysiodum</i>
---------	----------------

"ευ" is transcribed as "u"

εὐφυῖα	<i>ufuia</i>
--------	--------------

"ι" is transcribed as "e"

Εὐριπίδης	<i>Euripedes</i>
-----------	------------------

"ι" is transcribed as "y"

διάμετρος	<i>dyameter</i>
-----------	-----------------

"οι" is transcribed as "e"

Οιδίπουν	<i>Edipum</i> (but note also the examples <i>Oidipes</i> and <i>Oidipoyñ</i>)
----------	--

"οι" is transcribed as "i"

οικονομικόν	<i>ikonomicum</i>
-------------	-------------------

"οι" is transcribed as "oi"

οικονομία	<i>oichonomia</i>
-----------	-------------------

"ου" is transcribed as "oy"

ἐπούρωσιν	<i>epoyrosin</i>
-----------	------------------

"υ" is transcribed as "i"

μεγαλοκίνδυνος	<i>megalokindinos</i>
----------------	-----------------------

"υ" is transcribed as "y"

συνιέναι	<i>synienai</i>
----------	-----------------

"υ" is transcribed as "b" (cfr infra "b" is transcribed as "v")

εὐρώς	<i>ebros</i>
-------	--------------

doubling of consonants

ἀπειροκαλία	<i>appeirokalia</i>
-------------	---------------------

loss of a consonant (probably accidental)

ἀκοσμίας	<i>akomie</i>
----------	---------------

loss of a syllable (probably accidental)

ἥρακλειτίζειν	<i>eraclizare</i>
---------------	-------------------

the letter-sequence "-υμν-" rendered as "-ign-" or "-inn" / "ynn"

γυμνάσια	<i>gignasia</i> (and derivatives)
γυμναστικ-	<i>ginnastic-</i> / <i>gynnastic-</i> (see also: <i>gymnastic-</i> [with an epenthetical "p"]; <i>gin</i> <i>napsium</i> [= γυμνατικήν])

"β" is transcribed as "v" (cfr *supra* "υ" is transcribed as "b")

βαναυσία	<i>vanausia</i>
βωμολοχία	<i>vomolochia</i> (etc.)
κολοβόν	<i>colovon</i>
Λεσβίας	<i>Lesvie</i>

"γ" is transcribed as "k"

ἔρρυγας	<i>ernykas</i>
---------	----------------

"θ" is transcribed as "t"

ἀδικεῖσθαι	<i>adikiste</i>
------------	-----------------

"κ" is transcribed as "c"

ἐταιρική	<i>etairica</i>
----------	-----------------

"κ" is transcribed as "ch"

ἀποικίαι	<i>apoichie</i>
οἰκονομία	<i>oichonomia</i>

"κ" is transcribed as "k"

ἐπιείκεια	<i>epieikeia</i>
-----------	------------------

"κ" treated differently in the same word-form

ἀκριβοδίκαιος	<i>acribodikaios</i>
---------------	----------------------

"ξ" is transcribed as "s"

ἐπιδεξιότης	<i>ephidesiotis</i>
Χενοφάνης	<i>Senofanis</i>
Ξέρξης	<i>Zerses</i>

"π" is transcribed as "ph"

ἐπιδεξιότης	<i>ephidesiotis</i>
-------------	---------------------

"π" preceded by an epenthetical "m"

ἐπιλήπτικας	<i>epilepticas</i>
-------------	--------------------

"ο" transcribed without rough breathing

ῥητορικῶν	<i>rethoricarum</i>
"σ" is transcribed as "z"	
Λύσανδρον	<i>Lizandrum</i>
"τ" is transcribed as "d"	
ἐντελέχειαν	<i>endelichiam</i>
"τ" is transcribed as "th"	
ἀτεχνία	<i>athecnia</i>
"φ" is transcribed as "f"	
ἀφελής	<i>afeles</i>
"χ" is transcribed as "c"	
ἀτεχνία	<i>athecnia</i>
εὐτεχνίαν	<i>eutecniam</i>
"χ" is transcribed as "ch"	
χειροτέχναι	<i>cheirotechne</i>
"χ" is transcribed as "g"	
Ἀρχίλοχος	<i>Archilogos</i>
εὐτεχνίαν	<i>eutegnian</i>
"χ" is transcribed as "k"	
Χίω	<i>Kio</i>
"χ" is transcribed as "kh"	
ἀρχήν	<i>arkhen</i>
"χ" is transcribed as "x"	
ἀντίχθονα	<i>antixtona</i>

Some word-forms present more than one peculiar variation in spelling:

enkicliis / *enchicliis* (ἐγκυκλίσις) - *ipochrisi* (ὑπόκρισι) - *epiclinte* (ἐπικλίνται) - *dyeta* (δίαιτα) - *Esyodi* (Ἡσιόδου) cfr *Isiodus*, *Ysiodon*, etc. - *yconomia* / *ykonomia* (οἰκονομία) - *adikiste* (ἀδικεῖσθαι) - *ieria* (ἰέρεια) - *crimaton* (χρημάτων) - *Kherimon* (Χαιρήμων) - *Khloiforis* (Χλοηφόροις) - *sistichia* (συστοιχία) - *systyca* (σύστοιχα) - *crisee* (χρυσείη) - *apedepsia* (ἀπαίδευσία) - *Hismiis* (Ἰσθμίων) - *etayrike*, *ethairi*, *ethayris*, *ethayrum*, *etario-rum* (ἔταιρ...).

Obviously, transliteration can lead to ambiguities:

Esion corresponds to Αἰσίων, whereas *Esione* corresponds to Ἑσιόνη.

As we have seen in the list above, one Greek letter may be transliterated in two different ways in the same word-form: *Kyclopas*, *Nicokhares*

Clearly, the word-forms of a particular lemma can be affected by variant spellings within a particular work. It is no surprise that proper nouns have created particular anomalies:

Magnossi for Μάγνησιν; *Perrenois* for Περραιβοῖς.

Even common nouns can be similarly affected by corruptions: such as,

tetaorum for τετάρων.

It even appears that sometimes certain Greek word-combinations have not been interpreted correctly by the translator or the copyist. Transliterations such as these can be found:

oplous for ὁ πλοῦς

amadeis for ἅ μῆδ' εἷς (nowadays this has sometimes been printed as: οἷα μῆδ' ἅν εἷς)

ocres for ὁ Κρής (or κράτης).

Some editions contain word-forms that are printed in and that highlight *menda*. These errors are of various kinds. There are true errors corresponding to mistaken word-forms, such as *acrotholi* for *acrocholi* or *lelentus* for *lekithus*. Others are essentially correct grammatically, but not in the particular context, such as *proponte* for *legemponente*. There are also word-forms written according to a non-standard spelling, such as *eroycis* for *heroicis*, or *concorehancium* for *cochoreantium*. In the case of two works where the aforementioned phenomena are particularly common, the 'erroneous' word-forms are marked by a double +-symbol preceding the word. This applies to the base text of the *Nicomachean Ethics* corrected by William of Moerbeke, and fragments of the *translatio antiquior* of the *Nicomachean Ethics* attributed to Burgundio of Pisa. Both translations were edited by Fr. R.A. Gauthier.

Certain word-forms comprise word-combinations or words joined by a hyphen, such as *nontristicia*, *non-homo* or *non-laborat*. One cannot emphasize enough the value of consulting the indexes provided in this database for demonstrating the complex nature of possible useful searches. For instance, in the current corpus one can find the attestation of *non tristitia* with the same meaning as the combined word spelt with a *c*.

'E' cedilla is represented in the contextual passages as *e+*; for instance, *cause+*. The +-symbol is not shown in the indexes where, taking this example, one would find simply *cause*.

Note also the use of the French definite article to render the Greek article preceding the Greek infinitive (for instance, '*le facere*').

Finally, please note that letters when used to denote a symbol have a hyphen attached. Thus we find *a-* or *A-*, or even *beF-* (in the case, as has been explained above, for revisions).

The complex nature of what we have described is a reflection of the complexity of the cultural inheritance of the Latin Aristotle.

The statistical enumerations of the word-forms are furnished in the ‘Memento’ part of the database. The information provided includes:

number of forms (*summa formarum*)

number of different forms (*summa formarum dissimilium*)

average word length (*media uerborum longitudo*).

The frequencies of each word-form within the two periods distinguished in the ALD (see above) appear in the general index of forms. These frequencies often serve as a practical indication. Many word-forms are ambiguous: only the context or even the text itself allows us to know what lexical entry is concerned.

3. A discourse divided into sentences

The context in which word-forms appear takes the form of sentences or *sententiae*. But it is not always easy to say where the end of a sentence falls. The editions present many sources of ambiguity: a full-stop may signal an abbreviation rather than the end of a sentence, question marks and exclamation marks may occur within a sentence. In addition (with the exception of full-stops at the end of internal divisions of a work), we have generally not counted as a sentence a group of less than seven word-forms (which, sometimes, generates a secondary ‘sentence’ which is of lesser relevance). Exclamation points generally do not function as markers of the end of a sentence in our system. In some rare cases, the period has another meaning in the text than that of terminating the sentence, and this can cause the sentence of context to be terminated before its semantic end.

Within the sentences displayed various codes may be found. In addition to the *addenda* or *delenda* described elsewhere there is the whole complex system used by the editors to make visible the various realities behind the text. The code { } is used here to denote notes by the translator or reviser written above the lines, \ is used in general to denote transpositions of word-forms made by the reviser to the text; () is used to denote expansions of abbreviations; * and ** correspond to small and large asterisks respectively used to denote, in the main, small or large omissions by a translator, a reviser or the source used. The presence of these codes can, of course, lead to difficulties when searching the lists of word-forms. This is why we never cease to emphasize that the scholar must pay attention to all the possible phenomena that may be present before concluding that he or she has made a comprehensive search in the database. In short, we would recommend that a search of adjacent lists of word-forms be supplemented by a search of associated word-forms (using the +-code function, which will be described below in the software section).

Tables, or any other strange symbol which cannot be replicated here, are replaced by the term (*figura*). This indicator is not indexed and so does not intrude into correct sequences. The same holds true for the term (*spatium*), which corresponds to a blank space in the edition and which indicates a word or passage that has not been translated.

As the second part of this Guide will make clear, the scholar can easily see the whole page, even the whole work. The case of ‘false’ full-stops can have an effect when searches are made for the simultaneous appearance of several word-forms within a particular sentence. This occurrence is rare, but to deal with it an additional option is provided: searching by groups of three sentences at a time.

The response to the queries formulated enables you to learn the number of *sententiae* attesting the queried term, as well as the absolute frequency of that term.

Each sentence is provided with a precise reference, which is always clearly explained. The reference always refers to *the first word of the sentence* where a given form or group of forms occurs.

II. THE SOFTWARE

The software used for the ALD is identical to that of the *Library of Latin Texts* (LLT, previously called CLCLT). Like the LLT, the ALD offers (since 2009) the following features:

- the possibility to examine the distribution of word-forms through the entire database using each of the filters, i.e. the different periods of Latin, the individual authors and their works, and, consequently, to find out the exact number of their occurrences on each of these levels (and not only the number of contexts that contain the queried object); one can now, for instance, find out the distribution of a given word-form in each of the translations of Boethius available in the ALD where it is attested;
- the analysis of the vocabulary within an individual work with the help of an exhaustive concordance of every form that is part of the text under examination;
- an easy way of navigating through the lists of results by jumping from one *sententia* to another or by jumping from one logical unit (title) to another; ;
- in the display of results, a distinction between the textual elements that have been indexed and by consequence are searchable, and the paratextual elements, which are not part of the text properly speaking;
- an indication of the number of filters applied for each level (authors, titles etc.).

Details on these functionalities can be read below.

Additionally, ALD offers a clear and agreeable interface, which will make research easy to carry out.

Finally, as LLT, ALD is directly linked to the **DLD** or *Database of Latin Dictionaries*.

1. Three ways of accessing texts

When you enter the **ALD**, for the first time, the **‘Welcome’ screen** offers three lines of approach to the texts:

1) The **search screen** allows you to execute searches based on **word-forms** or **groupings of word-forms**. You can use Boolean operators and wildcards. You can conduct a search across all the texts in the database or, with the help of **filters**, define a subset and limit your search to one or more **periods** within the Latin corpus or to one or more **authors**, as well as to one or more **titles** of works. Other criteria for formulating your queries are the **century** of composition of a translation or of the revision of a previous translation, and the serial number in the *Clavis* essentially inspired by the classification of Aristotelian works by I. Bekker (see above, I.1.2).

2) The **Table of Contents** allows you to access specified passages from individual texts and to display these by means of their explicit references. This approach assumes that the enquirer is beginning with a bibliographical reference and

wishes to find and display the work(s), passage(s) or word(s) so identified, rather than the opposite (that is, beginning with a specified piece of Latin and proceeding to identify where in the database it may be found). The table of contents reflects the structure of the works in minute detail and can be used to navigate through the texts and to access them at any given point.

3) The third approach allows you to access texts by examining the **distribution of word-forms** across the entire database, within different periods of Latin literature, or for specific authors or works. The study of the word-forms can provide an analysis of the vocabulary within an individual work, by calling to the screen an exhaustive **concordance** for each form that is part of that work.

The welcome screen also allows you to choose between **English, French, German** and **Italian** as **working languages**.

You can quit the **Aristoteles Latinus Database** by clicking on Exit.

2. Navigating through the Library Aristoteles Latinus Database

While in the ‘**Welcome**’ screen, clicking on **Search Screen, Table of Contents** or **Distribution of Word-forms** will take you directly to the working screen in question. Each of these three screens is presented in the same format. Their upper part provides access to a series of basic functions.

The tabs at the top of each screen allow you to access the following functions:

- 1) The tab **BREPOLiS** redirects you to the main page of the ‘Brepolis’ website.
- 2) By means of the tab **All Products**, you can see the list of all the databases available on Brepolis. You can reach the one of your choice by clicking on its name, provided that you are subscribed to it.
- 3) The tabs **EN, FR, DE** and **IT** allow you to choose English, French, German or Italian as your working language in the course of your session.
- 4) The tab **Home** will take you back to the ‘Welcome’ screen.
- 5) The tab **Settings** allows you, while your session is under way, to define the working language that is to be selected by default on any future startup. Select the language of your choice by clicking on the appropriate tickbox. You can also determine which startup screen is to be opened by default when entering the application in future working sessions. Tick the screen of your choice and validate your choices by clicking on the button **Save Settings**.
- 6) The tab **Help** gives access to this User’s Guide, which offers explanations necessary for working with the software and using it with a maximum of effectiveness.
- 7) Clicking on **Exit** will close the application and take you to the **Brepolis** homepage.

A second series of tabs, located directly underneath the application’s title banner, allows you to switch to any one of the three working screens (labelled **Search Screen, Table of Contents** and **Distribution of Word-forms**) at any time during your session.

3. Executing a simple search in the search screen

Clicking on **Search Screen** will take you to the most important of the three working screens.

The **search screen** allows you to conduct queries based on **word-forms** or **groups of word-forms**. You can use Boolean operators and wildcards. You can conduct a search across all the texts in the database or, with the help of **filters**, define a subset in order to limit your search to one or more **periods** within Latin literature or to one or more **authors**, as well as to one or more **titles** of works. Other criteria for formulating your queries are the **century** of composition and the number in the *Clavis* essentially inspired by the classification of Aristotelian works followed by I. Bekker (see above, I.1.2).

By default, the field to which a query is applied is the **context**, i.e. the textual environment in which a given word-form occurs. For the purpose of this database, a ‘context’ is understood as a complete **sentence** (a *sententia*) as delimited in the edition of the text in question. Launching a query with regard to a word-form or a group of word-forms, therefore, entails searching for contexts that contain this word-form or group of word-forms. The field to which a query is applied can be widened to three contexts (see below).

1) *Formulating a simple query for a single word (a form)*

The most simple query consists of launching a *query for a single word (also called word-form or form)*, which is entered in the input field of the panel **Word-forms**.

To launch a search, you enter a form, for example *grammatica*, and then click on the **Search** button in the panel called **Actions** at the bottom of the screen or simply press **ENTER**. In this case, this will generate a response of 61 contexts, generally consisting of complete sentences in which the queried word is attested.

You can *erase the parameters entered* in the word-forms field by clicking on the button **Clear All**.

2) *Using Boolean operators*

When launching *queries pertaining to a combination of word-forms*, it is important to define the logical relationships between the different word-forms in your query. To that effect, you can use the three Boolean operators **AND**, **OR** and **NOT**.

The **operator ‘+’** represents **AND**; the software searches for contexts that contain all of the word-forms connected by this operator; the order of appearance of these word-forms in the targeted context is not relevant.

The **operator ‘,’** represents **OR**; the software searches for occurrences of each on its own; a single context may contain several of the word-forms queried.

The **operator ‘#’** represents **NOT**; the software excludes from your search the form marked by the operator.

When working with complex search formulas, it is important carefully to specify the hierarchical structure of the query:

parentheses should be used for grouping together terms that represent an expression or a common concept within a complex query;

it is strongly recommended that you organise the order of precedence of the search terms by using parentheses.

Example.

Entering the expression **((aqua + calida), (aqua + frigida)) # ign*** in the input field of the panel **Word-forms** will enable you to see all the sentences in which the forms *aqua* and *calida* (common concept 1) OR the forms *aqua* and *frigida* (common concept 2) are attested, with the exception of those contexts which also contain a form beginning with *ign-*.

3) Using Proximity operators

Boolean operators, while enabling you (among other things) to search for the collocation of several word-forms in a single context, do not allow you to exert any influence over the proximities and the order of appearance of these forms. To this end you must use the two **proximity operators**, which help you specify the proximity between the word-forms and the desired order of appearance:

- the **operator ‘/’ followed by a numeral** specifies the number of unmatched terms which may separate the first and the last of the queried forms, defining the degree of proximity between the queried forms but not their order of appearance (**unordered proximity**);
- the **operator ‘%’ followed by a numeral** defines the degree of proximity between the queried forms as well as a particular order of appearance (**ordered proximity**).

Rules of syntax.

- The group of word-forms for which you wish to specify Proximity (unordered or ordered) must be placed between parentheses.
- The Proximity operator must be placed immediately after the opening parenthesis.
- The numeral specifying Proximity must always be directly attached to the codes ‘/’ or ‘%’.

Examples.

- The query **((/2 aqua calida) , (/2 aqua frigida)) # ign*** allows you to find the sentences in which the forms *aqua* and *calida* OR the forms *aqua* and *frigida* occur, while excluding the sentences which also contain a form beginning with *ign-*. A maximum of two word-forms may separate *aqua* from *calida* or *aqua* from *frigida* (as the case may be). The order of appearance is not relevant.
- The query **((%2 aqua calida) , (%2 aqua frigida)) # ign*** allows you to find the sentences in which the forms *aqua* and *calida* OR the forms *aqua* and *frigida* occur, while excluding the sentences which also contain a form beginning with *ign-*. A maximum of two word-forms may separate *aqua* from *cali-*

da or *aqua* from *frigida* (as the case may be). Within either combination, the order of appearance is determined by the query.

Important remarks.

- Searching for a particular expression.

If no Boolean operator is placed between the word-forms, the software assumes an ordered Proximity operator ‘%0’ in its place; a series of word-forms separated by spaces will therefore result in a search for these forms in that exact order. Thus entering the query *nomina igitur ipsa et uerba consimilia sunt* will result in a search for that exact expression.

- Ambiguity of punctuation marks and diacritical marks.

Whenever you copy/paste an expression to the word-forms field, you must be careful to remove punctuation marks and diacritical marks lest these elements be interpreted as operators (the comma, for instance, corresponds to the Boolean **OR**), or as other significant codes. (The full stop would be interpreted as an abbreviation sign.)

The possibility to combine Boolean operators with proximity operators is limited: you can specify ordered and unordered proximity for a series of forms but not for more complex groupings containing among others Boolean operators. It is important to ensure that a proximity operator is always placed at the lowest level in the hierarchy.

Example.

The software cannot properly resolve a query such as:
`/7 ((humid* sicc*) + (moll* dur*)) # (/7 spissitud* rarita*)`

In this case, the operator ‘/7’ will not be applied to the content of the complex expression “(humid* sicc*) + (moll* dur*)”, which contains both parentheses and the Boolean operator ‘+’. The query should be rephrased as:

`((/7 humid* sicc*) + (/7 moll* dur*)) # (/7 spissitud* rarita*)`

Here the operator ‘/7’ is applied to groups of two forms each (forming ‘simple’ expressions in both cases); the operator is placed at the lowest hierarchical level and the software can properly resolve the query. Observe that the expressions determined by the operators can be located within a more complex assembly with several hierarchical levels indicated by parentheses.

4) Using wildcards and the Select filter of the Word-forms panel.

(a) Wildcards

You can use the following *wildcards* to extend your query:

- the code * represents any character or string of characters as well as the absence of characters;

- the code `?` represents exactly one character (and not the absence of a character).

Both of these codes can be used at the beginning, at the end or in the interior of any 'word'. You can use several wildcards within a single form. If your query becomes too complex for the system to handle, the program will alert you to this by showing an error message.

A query can only be executed if the number of responses it would generate does not exceed 25,000. You will receive an error message if it does.

You can use wildcards within a group of word-forms for which you want to specify proximity and order by using the relevant operators.

Comment.

The **Syntax** button, to the right of the input field of the **Word-forms** panel, gives access to a summary of all the rules of syntax for the use of Boolean operators, wildcards, and proximity and order operators.

(b) The Select filter of the Word-forms panel


You can enter a query in the input field of the **Word-forms** panel using wildcards and cause it to be executed immediately by clicking on the **Search** button in the **Actions** panel at the bottom of the screen, or simply by pressing **ENTER**.

Nonetheless, in the majority of cases, before launching your query it may be more fruitful to acquaint yourself with the actual forms that result from resolving the wildcards, by recourse to the **filter for selecting word-forms**; this is opened with the **Select** button located to the right of the input field inside the **Word-forms** panel.





This selection filter shows a picklist of all word-forms present in ALD's index. You can enter a search formula in the input field called **Wildcard Query** and request the list of corresponding forms by clicking **Query**. Resolving the asterisk in the query '**gramm***', for instance, will return a list of 16 forms.

The query to be entered in the **Wildcard Query** field can include several word-forms with or without wildcards, for example ***gramm***, **musica**, **geomet***; you can use Boolean operators and structure your query by using parentheses, for example **(*gramm*, musica, geomet*) # d?a*** [thus excluding words beginning with *diagramm-*, which is also found with the spelling *dyagramm-*].

The results obtained by clicking on **Query** are presented on a series of successive pages, with each page displaying a maximum of 40 word-forms. You can navigate through the picklist with the help of the arrow buttons located above it to the right:

 allows you to go to the next page;

 allows you to jump forward ten pages (= 400 forms);

-  allows you to jump to the last page of the list;
-  allows you to return to the previous page;
-  allows you to jump backward ten pages (= 400 forms);
-  allows you to return to the start of the list.

You can select any of the word-forms shown by clicking on it. Selecting a form will copy it to the input field underneath the list. This field serves for fine-tuning your query. It will be found already to contain any search terms previously entered in the input field of the **Word-forms** panel.

When in the filter screen, clicking on **Select Page** will copy all forms from the list currently displayed to the field below.

You can position yourself on a specific entry of the index by entering a form (or the first characters of it) in the **Position at** input field located underneath the **Wildcard Query** field and then clicking on **Position**. This results in the display of the portion of the index of forms that starts with the selected form. You can now familiarize yourself with the alphabetic environment of that form (using the arrow buttons to navigate if needed) and, by making your selections, complete your search formula.

The formula can be fine-tuned by typing in more forms manually and by (for example) introducing Boolean operators. By clicking on **OK** you copy your query to the input field in the search screen so that it can be executed. Clicking on **Cancel** will close the filter without copying the query.

5) Search options

Several options are available for modifying and specifying your query. You can:

- proceed to a **verification of the forms** entered in your query;
- modify the target field of your **query** by extending it to **groups of three *sententiae***;
- choose to seek contexts containing the forms corresponding to your search criteria, or contexts that exclude the forms corresponding to those criteria.

These options are available in the **Options** section located directly below the input field of the **Word-forms** panel.

(a) Verification of word-forms (Check Word-forms)

If your query **does not return any results**, it may be that a typing error has slipped into it. In order to detect forms that may have been affected by such errors, the software can proceed to a verification of the forms in your query using the **Check Word-forms** option. Before displaying a list of contexts (or before showing the message 'Unknown words', as the case may be), it starts checking the forms from the query against the exhaustive list of word-forms present in ALD's index.

This verification results in an enumeration of the queried forms that were not found in the index (the list of ‘unknown word-forms’). It is particularly useful to use this option if you are querying groups of forms that were entered manually. Queries containing one or more truncated forms (e.g. *aqu**) are not submitted to the verification of word-forms.

Check Word-forms is activated by default and can be deactivated by clicking on the corresponding tickbox in the **Options** section.

(b) Extending the target field of a query to groups of three contexts

By default, the **context** (or sentence, *sententia*) is the target field for queries. Launching a query for a group of words therefore means searching for contexts which contain that group of words. The option **Word-forms matched within a block of 3 sentences** enables you to extend the target field of a query to blocks of three sentences.

When you activate this option by clicking the corresponding box, your query is applied to units composed of three sentences each. In a work consisting of sentences 1 to 5, the sentences will be grouped 1-2-3, 2-3-4, 3-4-5. Applying a query to a group of three sentences would obviously be useless unless it contained the operator ‘+’ (**AND**) or the operator ‘#’ (**NOT**). While the list of contexts found will inevitably almost always contain cases of redundancy, applying this option guards you against negative responses due to variable, disputable or erroneous placement of punctuation marks in the texts as captured.

(c) Requesting the inclusion of forms in the queried contexts and requesting their exclusion from the queried contexts

A standard query normally means searching for contexts which contain a form or group of forms within a chosen body of texts. Nonetheless, it can prove useful to search for contexts that **do not contain** certain forms. ALD allows you to execute both types of query simply by ticking the box before the option **Word-forms must appear in the contexts** or **Word-forms must NOT appear in the contexts**, respectively.

The option Word-forms must appear in the contexts is activated by default.

6) Saving queries and loading saved queries

(a) Saving

ALD offers the option of **saving your queries** and reusing them in a later session. This can be especially convenient when a query consists of complex search formulas. Click on the **Save** button to open the system window for downloading files.

Click on the **Save** button and choose a name for your file. You can use the name suggested, or formulate one corresponding more closely to your query. It is important always to leave the extension **.qry** unchanged in order to enable the software to recognise the file when you want to load a saved query.

(b) Loading

In order to load a previously saved query, simply click on **Load**, which will open the window **Load Query**. Next click on the **Browse** button and select the desired query in the classic Explorer window. After selection, the name of the file along with its access path appears in the input field. Now click on **Load** to load and execute the selected query.

Note.

The working language used in the different windows that you are invited to open for saving and loading queries primarily depends on the language settings stored in your web browser and is independent from the working language you have chosen for ALD.

4. Displaying and utilizing the results

1) Displaying the results in a single list

After having typed a search formula in the **query screen**, you can retrieve the results in the form of a list of contexts corresponding to the criteria entered. These contexts will be displayed by clicking on the **Search** button in the **Actions** panel near the bottom of the screen, or simply pressing **ENTER**.

The panel containing the **results** shows the total number of contexts answering to your search criteria in its title bar, above the first element of the response displayed. It is the number of **sentences** or *sententiae* that is shown here. This number is not necessarily equal to the number of forms in the database that correspond to the query. A context can in fact contain several occurrences of the queried forms. Thus the query '**grammatica**' results in the display of a list of 61 contexts containing 82 occurrences of the form *grammatica*. (If you want to find the number of occurrences of a form as such, you must use the screen called **Distribution of Word-forms**, which will be described below.)

The list that is generated follows the *Clavis* numbers (see above, I.1.2): (1) Greco-Latin translations of Aristotle; (2) Semitico-Latin translations of Aristotle (TASL); (3) Greco-Latin translations of commentaries on Aristotle (CAGL); (4) Semitico-Latin translations of commentaries on Aristotle (CASL); (5) Greco-Latin translation of a text that is not by Aristotle (VAGL); (6) texts originally written in Latin (VALA). Within (1) - (4) results are given in the order of Aristotle's works in the Greek edition by I. Bekker.

2) Showing the results in relation to the different periods of Latin

Instead of showing the results in a single list, you can click on **Hits/Period** in order to distribute the contexts of your answer over the different periods of Latin. Each list is identified by its name, which is inscribed in the tab providing access to it.

The ALD distinguishes two 'periods of Latin' (see above, I.1.2):

- *Aetas patrum* (**Patr.**) a period that we normally locate between *ca.* 200 and the death of the Venerable Bede (735). The oldest text in the database, the

Paraphrasis Themistianana (a text originally written in Latin), probably dates from the fourth century, whereas the oldest translations (by Boethius) are from the sixth century.

- *Medii aevi scriptores (Med.)*, from 736 to 1500.


The responses for each period can be displayed by clicking on the tab bearing the name of the period and the number of contexts concerned. For the order in which results are given, see the preceding paragraph (II.4.1)

3) *The contexts shown in the list of results*

Every context shown consists of two parts:


- First there is the **reference** for identification, giving the name of the author, the title of the work, and the reference properly so-called of the passage displayed: this reference is precise, is always clearly formulated, and applies to the first word of the sentence concerned (that first word not necessarily being one of the target forms of the executed query).
- Next follows the **context** properly speaking, which contains the target form or forms of the query. Normally there is at least one complete sentence. The discourse, therefore, is not a simple sequence of bits and bytes: it is organised according to the general structure of the text as determined by the editors.
- The reference for identification of each context is preceded by a **serial number** that can be used for navigation within the list of results (cf. below).






The targeted words are highlighted in yellow. Certain forms that are shown in the contexts are not part of the text properly speaking. In general, this concerns elements of reference added by copyists and editors, or unconnected punctuation marks. These elements have not been indexed and therefore cannot be the object of a query. They are highlighted in grey.

The reference of each context is presented in the form of a link: simply clicking on a reference brings up a popup-window which contains the **full text** of your work of choice. The arrow buttons permit you to move forward or backward one sentence at a time and to jump to the start or the end of the work. The button marked by an asterisk enables you to return to the passage of departure at any time. Clicking on **Close** will close the text window and bring you back to the list of results. The icon  allows you to create a **PDF file** of the selected context as well as the next ten sentences. This file also contains the **terms of the query** and the '**Background on the Text**' of the work from which the context was taken.

4) *Navigating through the lists of results*

The list of results is displayed in successive screenfuls of ten contexts each. You can navigate through the list with the help of the arrow buttons located on the right at the top and the bottom of the screen:

-  allows you to go to the next screenful;





-  allows you to jump forward ten screenfuls (= 100 contexts);
-  allows you to jump to the last screenful of the list;
-  allows you to return to the previous screenful;
-  allows you to jump backward ten screenfuls (= 100 contexts);
-  allows you to return to the start of the list.

The **'Position on'** panel, which you will find in the column to the left of the results panel, allows for other types of navigation:

- you can position yourself on a specific context by entering its serial number (cf. above) in the input field **Hit:** and clicking **Go**;
- you can jump to the first context of the next title by clicking on the relevant arrow button on the right side of the panel;
- you can return to the first context of the preceding title by clicking on the relevant arrow button on the left side of the panel.

5) Working with individual contexts

Within a list of results, each context is accompanied by four icons providing access to four tools which can be used to exploit the extract in question.

- The icon  enables you to switch to the **Table of Contents** and thence to access other passages from the work using precise location-references. For a detailed description of the table of contents, see below.
- The icon  enables you to display the **'Background on the Text'** of the work in question.
- The icon  enables you, in a separate window, to access the **full text** of the work of your choice by opening it on the passage indicated by the reference. Arrow buttons make it possible to move forward or backward one sentence at a time and to jump to the start or the end of a work. The button marked by an asterisk allows you to return to the passage of departure at any time. The window can be left open while you continue to work on other contexts or while you execute other queries, and it is possible to open several context windows in order to compare them.
- The icon  enables you to create a **PDF file** containing the context accompanied by the terms of the query and the 'Background on the Text' of the work in question.

6) Exporting the list of results completely or partially

The software offers the option of exporting the list of results (partially or entirely) provided that the number of contexts does not exceed 500.

You can select the contexts you want to export individually by clicking the boxes underneath their serial numbers. If a greater number of contexts needs to be exported, the software allows you to apply parameters to the data. You can use the **Export** panel, located to the left of the Results panel, to this effect. This panel allows you to select, in one go,

- either all of the contexts in the list (**Select All**)
- or all of the contexts of the current screenful only (**Select Page**).

The option **Deselect All** enables you to cancel all selections that were made.

The section **Export** gives you the choice of including or not including, in your export file, the ‘Background on the Text’ of the works in question ; simply tick the appropriate option.

Concerning the format of the exported content, it is possible in every case to

- create a PDF file which you can save immediately, or
- send an e-mail which contains the selected results in the form of an attachment.

Depending on your choice, click on the buttons **Export as PDF** or **Mail to**.

7) Switching from a context search to other types of approach

In order to continue the examination of a form, it is possible for you to switch to other types of approach, departing from the list of contexts. Using the **Search** panel in the left column will take you to:

- the ALD screen called **Distribution of Word-forms** (which will be described below); to bring up this screen, enter a form in the input field and click on the button **Distribution**;
- the application called **DLD – Database of Latin Dictionaries**, which is available at Brepolis as well. This application enables you to search in several dictionaries the entries corresponding to a given form. To enter the DLD, type the dictionary headword that you are looking for in the input field and click on the button **DLD**. Use wildcards if you do not know the exact form of the dictionary entry you want to query.

The link to these two tools is always constituted by the word-form you enter in the query field.

5. Using the filters

1) The five filters

Rather than working with the entire data, it may sometimes be useful to limit the field of your investigation to an author, a group of works by that author, a period, a ‘*Clavis*’ number, or a century of composition. Such selections can be made by using the **filters**.

The five **filters** are located in the upper part of the **search screen**, in the panel called **Filters: Criteria**. You can open the filters by clicking on the corresponding buttons: **Period, Author, Title, Century, Clavis**.

These five filters may be collectively spoken of as the **filter for the selection of word-forms**, which has been mentioned when discussing the simple query. Each filter contains, in the form of a list, a **complete index**. You can *select entries*, which can be reached by *using the arrow buttons to navigate* and by positioning yourself on the chosen entry, or by *entering a search formula* in the field **Wildcard Query**.

2) Using a filter to make a selection

The procedure which must be applied for selecting entries is the same for all five filters. The way it functions will be described and explained by taking as an example the most important of the filters, that of the **titles**.

After clicking on the **Title** button, you can enter the desired title directly in the **'Position at'** input field, e.g., *Meteorologica*, and click on the **Position** button: you now arrive at a display of an extract from the index, with the first entry corresponding to *Meteorologica*. You can select this entry by ticking it and then clicking on the **OK** button.

If you do not know the exact title under which the work you want to select has been classified – *Meteorologica*, are they classified under *Meteorologica* or under *Metheora*? – you can use the field **Wildcard Query** in which you can enter a search formula with or without wildcards. Enter the formula **Met*eor*** and press **Query**. You will obtain in this case three results: *Meteorologica (uel Metheora)*, a translation of the entire Aristotelian text by William of Moerbeke; *Meteorologica: liber IV*, a translation of Book IV of the Aristotelian text by Henricus Aristippus, and *Alexander Aphrodisiensis In Meteorologica*, a translation of Alexander of Aphrodisias's commentary on Aristotle by Moerbeke.

This technique is to be recommended if you are searching for several works of which the titles contain a common element. If you are interested in the translations of Aristoteles' works on animals, you can enter the query **animal***, then click on **Query**, and you will obtain the list of them.

You can select each of the entries by ticking them individually. If you click on **Page**, you select all the entries of the list in the current page. If you click on **All**, you select all the entries that constitute the result of your query. Note however that **it is not possible to select more than 250 entries**.

After having made your selections, you can click on the **Current Selection** button to obtain a list of all the entries that you have just selected. If necessary, you can adjust this list by unticking those elements which you do not want to retain in your query. By clicking on the **Search** button, you return to the complete index, and by clicking on **OK** you close the filter and return to the search screen.

Click on **OK**. Beneath the filter that you just applied, the program now indicates the number of selected entries, displaying, for example, **'Selection (3)'**. This indication serves as a link on which you can click in order to show the list of selected entries. If necessary, you can adjust this list by unticking those elements which you no longer want to be part of your query. Beneath the filters in which no selection has been made the indication **'(No Selection)'** is displayed.

To close a filter without keeping the selections that have been made, click **Cancel**.

3) Formulating queries in a selection filter: rules of syntax

To formulate your request in the field **Wildcard Query**, you can use wildcards, Boolean operators and parentheses.

When performing complex queries, it is important to have a thorough command of the Boolean operators and to keep in mind the differences between ordinary language and logical formulas.







If you wish to select two or more titles, your query, in a logical form, will use the operator ‘,’ (**OR**) and not the operator ‘+’ (**AND**): for example, if you are interested in both the *Metaphysics* **and** the *Nicomachean Ethics*, you need to actually search, from a logical point of view, contexts that apply to **either** the first **or** the second of these works.

In complex search formulas, parentheses must be used to group terms that express a common concept. This is all the more important if you enter composite search terms. If, for example, you wish to examine translations (or revisions) of Robert Grosseteste and of Boethius, your query will be **Boethius, (Robertus Grosseteste)**.

You can exclude certain results by using ‘#’ (**NOT**) in your query.

4) Navigating through a selection filter

Navigation within the list is done by way of the arrow buttons located at the top right of the screen on display:

-  allows you to go to the next page;
-  allows you to jump forward ten pages (= 100 entries);
-  allows you to jump to the last page of the list;
-  allows you to return to the previous page;
-  allows you to jump backward ten pages (= 100 entries);
-  allows you to return to the start of the list.

5) Alphabetical and logical sorting

The five selection filters enable you to display the entries in an **alphabetical order** or in a **‘logical’ order** at any time by checking the corresponding ‘sort’ option.

Sorting in **alphabetical order** allows you to position yourself on an exact index entry by entering the appropriate expression in the **‘Position on’** field.

However, this way of sorting is not convenient for all filters in all circumstances: the list of centuries, for instances when sorted alphabetically, displays at its top

the 12th century, and lastly the 6th one. This is why every filter offers a so-called '**logical sort**' option. This enables you to display the lists according to a sort criterion which is more convenient than a pure and simple alphabetical order. Within each filter it is possible to consult the lists according to the sort of your choice.

With the **logical sort** option you can display the list of **periods** and that of **centuries** in chronological order; regarding **authors**, the 'logical' sort order allows, among other things, for a more thorough classification of the entries with respect to doubtful works.

6) Including and excluding data defined by the filters

The relationship between the filters for selection and the field of word-forms can be presented in two different ways:

- The selected entries in the filters can mark out a subset of the database within which one wishes to seek the contexts corresponding to a query which has been entered into the forms section: this means **including** in the search-domain the works so defined. The filters and the forms are thus connected by the Boolean operator **AND**.
- The selected entries in the filters can also mark out a subset of the database outside of which one wishes to seek the contexts corresponding to a query which has been entered into the forms section: this means **excluding** from the search-domain the works so defined. The filters and the forms are thus connected by the Boolean operator **NOT**.

To specify this relation of inclusion or exclusion between the filters and the forms, select the corresponding entry in the 'Include/Exclude' box which is located to the left of the screen section called **Filters: Criteria**.

7) Combining different filters

ALD allows for the use of five filters in order to refine your requests. To this end, all of the filters can be used not only separately but also in combination. Combining the filters will be useful in two respects:

- the combination facilitates working within different filters by reducing the lists you have to browse;
- it allows for the combination of criteria which you select in the different filters.

(a) Simplifying working within the filters

As the arrows between the buttons indicate, four of the filters are organized in a hierarchical structure: each title is classified under an author (which in the case of a translation is the translator and not the author of the text that was translated), each author belongs to a period. In the same way, each title is associated with a century in the course of which the relevant work was composed. Likewise, each entry of the period filter comprises one or more 'author' entries, each of which itself en-

compasses one or more ‘title’ entries. In the same way, each entry of the century filters comprises one or more titles.

By selecting one or more entries in a filter located at a higher level in the hierarchy, you only keep, in the lists of ‘lower’ filters, the entries corresponding to those selected in the ‘higher’ filter. The others are left out, which allows for a reduction of the list you have to go through.

Example.

If your query only concerns the Middle Ages, you can select *Medii aevi scriptores* in the period filter in order to reduce the number of entries you need to browse in the filter of titles. At the same time, you can reduce the list of authors by selecting only the period of your choice. Likewise, the list of titles to browse is reduced by selecting in advance the authors or the centuries of composition in which you are interested.

It is to note, however, that, as is suggested by the absence of arrows next to its button, the filter for selecting ‘*Clavis*’ numbers works independently and is not connected to the four other filters.

(b) Combining criteria selected in different filters

Selections made in the five filters that are arranged in a horizontal line must always be in accordance with the hierarchical structure. At this level, it is not possible to combine incompatible criteria and to select for instance the author Boethius together with the title *De Anima* as translation by James of Venice. For such combinations a different method is required.

In order to execute this type of selection, one must display a second, or even a third row of filters by clicking on **Add Criteria**. The selections which you make in the different rows will be linked by the Boolean operator **OR**.

Example.

In the first row, select the title *De Anima* (translated by James of Venice), in the second row, the author *Boethius translator Aristotelis* and in the third row the entries belonging to the 13th century. If you combine these filters with the query *anima*, you will find contexts that contain the form *anima* and are attested in the *De Anima* translated by James of Venice, **OR** in the translations of Boethius **OR** in the translations of the 13th century.

If you select the option **Exclude** instead of **Include** in the box to the left of the row of filters, you introduce the logical operator **NOT**.

Example.

In the first row of filters, you select texts dating from the 12th century; in the second row, you choose Burgundio of Pisa and this time you select the option **Exclude**. This way you search the contexts from translations made in the 12th century, but exclude those of Burgundio of Pisa.

6. Working with the Table of Contents: using a reference to display a passage

The **Table of Contents** allows you to access specified passages from individual texts and to display these by means of their explicit references.


The screen is subdivided into three panels or sections:

- The section **Selection** always shows the selections made. When you open the screen, the name of the active database is shown here, in this case **ALD**.
- The section **Contents** enables you to make selections.
- The section **Contexts** shows, one by one, the contexts which correspond to your selections.

In the **Contents** section, to start your query, you must click on the first letter of the name of the author from whom you want to display a passage. The section will display both the letters A, B, D, G, H, I, N, R, and also the same set of letters followed by the name of Bekker. If you select from the first list of letters, the translations will be presented according to their own structure; if you choose from the second list, the references provided will be those of the Greek text in Bekker's edition (page and column), which are the most commonly used.

The selected letter is then copied to the **Selection** panel (the same procedure will apply to all your subsequent selections) and you are invited to select the author of your choice from the list shown in the **Contents** section, for example *Guillelmus de Morbeka translator Aristotelis*. The same procedure is followed with the selection of the specific work, for instance the *Poetica*. By continuing to click on the references to structural units that appear subsequently, you advance deeper and deeper into the structure of the work. The selections that are automatically copied to the **Selection** panel form a 'tree' of references showing the path you have followed. To the right-hand side, in the **Contexts** panel, an extract of the work under examination is displayed in the form of a referenced context, each time starting with the last reference selected.

The reference belonging to each context is presented in the form of a link: it is sufficient to *click on a reference* in order to obtain, for that passage, the **full text** of the chosen work. Arrow buttons enable you to move forward or backward one sentence at a time and to jump to the start or the end of the work. The button marked by an asterisk enables you to return to the passage you departed from. By clicking on **Close** you close the window showing the full text and return to the list of results.

The icon  allows you to create a **PDF file** of the selected context as well as of the ten sentences by which it is followed. This file will also contain **the terms of your query** and the '**Background on the Text**' of the work from which the context was taken.

7. Examining the Distribution of Word-forms

This screen allows you to access texts by examining the **Distribution of Word-forms** across the entire database, within different periods of Latin literature,

or for specific authors or works. Among other things, the study of the word-forms can provide an analysis of the vocabulary within an individual work, by calling to the screen an exhaustive **concordance** for each form that is part of that work.

1) Formulating a query concerning the entire database

The forms to be queried are selected in a manner comparable to the one in the filter for the selection of word-forms described above. You can:

- enter a search formula in the input field **Word-form** and open the list of corresponding forms by clicking on **Search**;
- position yourself on a specific entry by typing a form (or the first character(s) of a form) in the input field underneath the field **Word-form** and then clicking on **Position** in order to display an extract of the index beginning with the selected form.

Enter a form, for example **decisione**, in the input field **Word-form** and click on **Search**. The response obtained gives the number of occurrences of the queried form throughout the database. This time, the list gives the number of occurrences of the form itself and not the number of contexts containing it (which you can obtain by querying a form in the **search screen**, cf. above).

You can also use a query containing wildcards (e.g.: **decisio***) in order to find a corresponding **list of forms** as well as, for each of these, the number of occurrences. Note however that the detailed information which you request on the basis of the list can only be obtained for one form at a time.


2) Examining the Distribution of Word-forms: from general distribution to the display of a concordance

Now click on a form in order to obtain further details. The first series of details gives the distribution of occurrences across the two periods distinguished within Latinity. You notice that the form *decisione* is represented in the medieval period but not in the patristic.

From this point of departure, the information shown will be ever more detailed and concern ever more limited portions of the database. By clicking on the **Med.** button, you will gain access to the list of medieval authors in whose work the form *decisione* is attested. The number of occurrences is given for each author. Proceed in the same way for selecting an author and a work, for example *Guillelmus de Morbeka* and the *De caelo et mundo*

The detailed results pertaining to a particular work are displayed in the form of a traditional **concordance** that gives the keyword embedded in the contextual elements which precede and follow it. This is done for each occurrence of the queried term. The immediate context never exceeds the limit of one sentence.

For each context, by clicking on **More**, you open a window containing the **full text**. Arrow buttons enable you to move forward or backward one context at a time and to jump to the start or to the end of the work. The button marked by an asterisk allows you to return to the passage you departed from at any time. By clicking on **Close** you close the window of the full text and return to the **concordance**. The

icon  allows you to create a **PDF file** of the selected context as well as the ten sentences following it. This file will also contain the **terms of the query** and the **'Background on the text'** of the work from which the context was taken.

Before entering a new query in the input field **Word-form**, it is advisable to erase all the information pertaining to the previous query by clicking on **Clear**.

III. AUCTORES ET TITULI OPERUM

+ new text in ALD-3, absent in previous releases

* new edition of a text already present in another version in previous releases

Anonymus (liber perperam Gilberto Porretano attributus)

+ *Liber sex principiorum* ed. L. Minio-Paluello, 1966 (Aristoteles Latinus, I, 6-7) p. 35-59

Anonymus (Pseudo-Augustinus)

+ *Paraphrasis Themistianae (sive Categoriae decem)* ed. L. Minio-Paluello, 1961 (Aristoteles Latinus, I.1-5) p. 133-175

Anonymus saec. XII (sive 'Ioannes') translator vel revisor translationis Aristotelis

Analytica posteriora (Iacobi Venetici translationis recensio) Aristoteles Latinus, IV.1-4, edd. L. Minio-Paluello et B.G. Dod, 1968 p. 111-183

Analytica posteriora: prologus translatoris Aristoteles Latinus, IV.1-4, edd. L. Minio-Paluello et B.G. Dod, 1968 p. XLIV

Anonymus saec. XII translator Aristotelis

Analytica priora Aristoteles Latinus, III.1-4, ed. L. Minio-Paluello, 1962 p. 195-292

De divinatione per somnum (translatio 'vetus') ed. H. J. Drossaart Lulofs, Aristotelis de insomniis et de divinatione per somnum, vol. 2, Leiden, 1947 [A.L. XV.1] p. 32-46

De insomniis (translatio 'vetus') ed. H. J. Drossaart Lulofs, Aristotelis de insomniis et de divinatione per somnum, vol. 2, Leiden, 1947 [A.L. XV.1] p. 2-30

De somno et vigilia (translatio 'vetus') ed. H.J. Drossaart Lulofs, Aristotelis de somno et vigilia liber, Leiden, 1943 [A.L. XV.1] p. 1*-10*

Topica Aristoteles Latinus, V.1-3, ed. L. Minio-Paluello, 1969 p. 191-307

Anonymus saec. XIII (dubium) translator Aristotelis

Rhetorica (translatio 'vetus') Aristoteles Latinus, XXXI.1-2, ed. B. Schneider, 1978 p. 5-154

Anonymus saec. XII vel XIII revisor translationis Aristotelis

Metaphysica: libri I - IV.4 (translatio composita sive 'vetus' - Iacobi Venetici translationis recensio) Aristoteles Latinus, XXV.1-1a, ed. G. Vuillemin-Diem, 1970 p. 89-155

Anonymus saec. XII vel XIII (sive 'Nicolaus') translator Aristotelis

De sensu et sensato textus editionis quae paratur a L. Peeters [A.L. XIII.1]

Anonymus saec. XII vel XIII translator Aristotelis

Metaphysica libri I - X; XII - XIV (translatio 'media') Aristoteles Latinus, XXV.2, ed. G. Vuillemin-Diem, 1976 p. 7-275

Physica (translatio Vaticana - fragmentum, libri I - II.2) Aristoteles Latinus, VII.2, ed. A. Mansion, 1957 p. 3-26

Anonymus saec. XIII (dubium) translator Vitae Aristotelis

+ *Vita Aristotelis* ed. V. Rose, Leipzig, 1886 (Aristotelis qui ferebantur librorum fragmenta) p. 442-450

Anonymus saec. XIII translator Pseudo-Aristotelis

+ *Epistula ad Alexandrum*, textus praevius a P. De Leemans paratus [A.L.

XXXII.3]

- + *Oeconomica: libri I - III (translatio 'vetus')*, textus editionis quae paratur a C. Flüeler [A.L. XXX.1]
- + *Rhetorica ad Alexandrum (translatio 'Americana')*, P.A. Stapleton, A Latin Translation of the 'Rhetorica ad Alexandrum' from the Thirteenth Century, PhD thesis, University of Illinois at Urbana-Champaign, 1977 p. 152-231.
- + *Rhetorica ad Alexandrum (translatio 'Vaticana')*, ed. M. Grabmann, Eine lateinische Übersetzung der pseudo-aristotelischen Rhetorica ad Alexandrum aus dem 13. Jahrhundert. Literarhistorische Untersuchung und Textausgabe, München, Bayerische Akademie der Wissenschaften, 1932 (Sitzungsberichte der Bayerischen Akademie der Wissenschaften, Phil.-hist. Abteilung 1931/32, Heft 4) p. 26-81

Bartholomaeus de Messana translator Pseudo-Aristotelis (re vera Pseudo-Aristotelis)

Magna moralia textus editionis paratae a C. Pannier [A.L. XXVII]

Bartholomaeus de Messana translator Pseudo-Aristotelis

- + *De coloribus* ed. P. Beullens, Leuven, 2014 in: Translating at the Court. Bartholomew of Messina and the Cultural Life at the Court of Manfred, King of Sicily, ed. P. De Leemans (Mediaevalia Lovaniensia, I, 45) p. 187-197
- De mirabilibus auscultationibus* ed. G. Livius-Arnold, Aristotelis quae feruntur De mirabilibus auscultationibus, Amsterdam, 1978 (Diss.) [A.L. XXI] p. 3-39
- De mundo* Aristoteles Latinus, XI.1-2, edd. W.L. Lorimer, L. Minio-Paluello et G. Freed Muscarella, 1965 p. 3-25
- + *Physiognomonica* R. Foerster, Leipzig, 1893 (Scriptores Physiognomonici graeci et latini, vol. 1) p. 5-91 (pag. dextrae)
- Problemata textus Aristotelis secundum: Petrus de Abano, Expositio in librum Problematum Aristotelis, Venetiis: ap. Ioh. Herbort de Seligenstat, 1482 [A.L. XXII]
- + *Problemata: Liber 1* ed. R. Seligsohn, Inauguraldissertation, Friedrich-Wilhelms-Universität Berlin, 1934 p. 19 - 59
- + *Problemata: Liber 4* ed. G. Coucke, PHD thesis [unpublished], KU Leuven 2008
- + *Problemata: Liber 11* ed. G. Marengi, Aristotele, Problemi di Fonazione e di acustica, Napoli 1962 p. 106-117
- + *Problemata: Liber 32* ed. Lisa Devriese, MA thesis [unpublished], KU Leuven 2013
- + *Problemata: Libri 34 - 37* ed. G. Marengi, Milano, 1965 [Problemi di medicina] p. 339-349

Bartholomaeus de Messana translator Pseudo-Aristotelis (re vera Theophrasti)

- + *De principiis (vel Metaphysica Theophrasti)* ed. W. Kley 1936, Inauguraldissertation, Friedrich-Wilhelms-Universität Berlin, 1936 p.3-13
- + *De signis* ed. W. Kley, Inauguraldissertation, Friedrich-Wilhelms-Universität Berlin, 1936 p.43-61

Boethius (dubium; an Iacobus Veneticus?) translator Pseudo-Philoponi aliorumque

- + *Scholium in Analytica priora* ed. L. Minio-Paluello, 1962 (Aristoteles Latinus, III, 1-4) p. 295-372

Boethius translator Aristotelis

Analytica priora (recensio Florentina) Aristoteles Latinus, III.1-4, ed. L. Minio-Paluello, 1962 p. 5-139

- Categoriae (vel Praedicamenta)* Aristoteles Latinus, I.1-5, ed. L. Minio-Paluello, 1961 p. 5-41
- De sophisticis elenchis* Aristoteles Latinus, VI.1-3, ed. B.G. Dod, 1975 p. 5-60
- Periermenias (Peri hermeneias) (vel De Interpretatione)* Aristoteles Latinus, II.1-2, edd. L. Minio-Paluello et G. Verbeke, 1965 p. 5-38
- Topica* Aristoteles Latinus, V.1-3, ed. L. Minio-Paluello, 1969 p. 5-179
- Boethius translator Aristotelis secundum 'editionem vulgatam'**
- Categoriae (vel Praedicamenta) (editio composita [uulgata])* Aristoteles Latinus, I.1-5, ed. L. Minio-Paluello, 1961 p. 47-79
- Boethius translator Aristotelis secundum 'recensionem alteram'**
- Topica (recensio altera: fragmentum libri quarti)* Aristoteles Latinus, V.1-3, ed. L. Minio-Paluello, 1969 p. 183-185
- Boethius translator Aristotelis secundum 'recensionem Carnutensem'**
- Analytica priora (recensio Carnutensis - excerpta)* Aristoteles Latinus, III.1-4, ed. L. Minio-Paluello, 1962 p. 143-191
- Boethius translator Porphyrii**
- + *Porphyrii Isagoge* ed. L. Minio-Paluello, 1966 (Aristoteles Latinus, I, 6-7) p. 5-31
- Burgundius Pisanus translator Aristotelis**
- De generatione et corruptione* Aristoteles Latinus, IX.1, ed. J. Judycka, 1986 p. 5-81
- Ethica Nicomachea: translatio antiquissima librorum II et III sive 'Ethica vetus'* Aristoteles Latinus, XXVI.1-3, fasc. secundus, ed. R.A. Gauthier, 1972 p. 5-48
- Ethica Nicomachea: translationis antiquioris quae supersunt: A. liber I sive 'Ethica nova'* Aristoteles Latinus, XXVI.1-3, fasc. secundus, ed. R.A. Gauthier, 1972 p. 65-95
- Ethica Nicomachea: translationis antiquioris quae supersunt: B. librorum II - X reliquiae sive 'Ethica Hoferiana' et 'Ethica Borghesiana'* Aristoteles Latinus, XXVI.1-3, fasc. secundus, ed. R.A. Gauthier, 1972 p. 99-124
- Durandus de Alvernia translator Pseudo-Aristotelis**
- + *Oeconomica: liber I et liber III (translatio 'Durandi')* textus editionis quae paratur a C. Flüeler [A.L. XXX.3]
- Gerardus Cremonensis translator Aristotelis**
- + *Analytica posteriora* Aristoteles Latinus, IV.1-4, edd. L. Minio-Paluello, 1968 p. 187-282
- Guillelmus de Morbeka translator Aristotelis**
- Categoriae (vel Praedicamenta)* Aristoteles Latinus, I.1-5, ed. L. Minio-Paluello, 1961 p. 85-117
- De caelo et mundo* textus editionis quae paratur a F. Bossier [A.L. VIII.2]
- De generatione animalium* Aristoteles Latinus, XVII.2.V, ed. H.J. Drossaart Lulofs, 1966 p. 3-179
- De historia animalium: libri I - X* I. I-V: A.L. XVII.2.I.1, edd. P. Beullens et F. Bossier, 2000; I. VI-X: text. edit. paratae a P. Beullens et F. Bossier [A.L. XVII.2.I.2]
- * *De incessu animalium (vel De progressu animalium)* Aristoteles Latinus, XVII.2.II, ed. P. De Leemans, 2011
- De longitudine et brevitate vitae* textus praevious a P. De Leemans paratus [A.L. XVI.2.1]
- * *De motu animalium* Aristoteles Latinus, XVII.2.III, ed. P. De Leemans, 2011
- De partibus animalium* textus editionis quae paratur a P. Rossi [A.L. XVII.2.IV]
- Metaphysica: libri XI; XIII.2 - XIV* Aristoteles Latinus, XXV.3, pars secunda,

- ed. G. Vuillemin-Diem, 1995 p. 218-245; 271-320
- * *Meteorologica (vel Metheora)* Aristoteles Latinus, X.2.II, ed. G. Vuillemin-Diem, 2008
- Periermenias (Peri hermeneias) (vel De Interpretatione)* Aristoteles Latinus, II.1-2, edd. L. Minio-Paluello et G. Verbeke, 1965 p. 41-62
- Poetica* Aristoteles Latinus, XXXIII, ed. L. Minio-Paluello, 1968 p. 3-37
- Politica: libri I - II.11 (translatio prior imperfecta)* Aristoteles Latinus, XXIX.1, ed. P. Michaud-Quantin, 1961 p. 3-56
- Politica* ed. F. Susemihl, Leipzig, 1872 [Aristotelis Politicorum libri octo cum vetusta translatione Guilelmi de Moerbeka] [A.L. XXIX.2]
- Rhetorica* Aristoteles Latinus, XXXI.1-2, ed. B. Schneider, 1978 p. 159-321
- Guillelmus de Morbeka translator Pseudo-Aristotelis**
- + *De bona fortuna (i.e. textus compositus ex Magnis Moralibus II, 8, 1206b30-1207b19 et Ethicis Eudemicis VIII, 14-15, 1246b37-1248b11)* textus praeuius a V. Cordonnier paratus [A.L. XXVIII]
- + *De coloribus: cap. 1-3, 793a9* ed. P. Beullens, Leuven, 2014 in *Translating at the Court. Bartholomew of Messina and the Cultural Life at the Court of Manfred, King of Sicily*, ed. P. De Leemans (Mediaevalia Lovaniensia, I, 45) p. 198-201
- + *De Nilo (vel De inundatione Nili)* ed. P. Beullens, Leuven, 2014 in: *Translating at the Court. Bartholomew of Messina and the Cultural Life at the Court of Manfred, King of Sicily*, ed. P. De Leemans (Mediaevalia Lovaniensia, I, 45) p. 325-329
- + *Ethica Eudemica (fragmentum)* textus praeuius a V. Cordonnier paratus [A.L. XXVIII]
- Guillelmus de Morbeka revisor translationis Aristotelis**
- Analytica posteriora (Iacobi Venetici translationis recensio)* Aristoteles Latinus, IV.1-4, edd. L. Minio-Paluello et B.G. Dod, 1968 p. 285-343
- De divinatione per somnum (translatio 'nova' - Anonymi saec. XII translationis recensio)* ed. H. J. Drossaart Lulofs, Aristotelis de insomniis et de divinatione per somnum, vol. 2, Leiden, 1947 [A.L. XV.2] p. 33-47
- De generatione et corruptione (Burgundii translationis recensio)* textus editionis quae paratur a J. Judycka [A.L. IX.2]
- De insomniis (translatio 'nova' - Anonymi saec. XII translationis recensio)* ed. H. J. Drossaart Lulofs, Aristotelis de insomniis et de divinatione per somnum, vol. 2, Leiden, 1947 [A.L. XV.2] p. 3-31
- De somno et vigilia (translatio 'nova' - Anonymi saec. XII translationis recensio)* ed. H.J. Drossaart Lulofs, Aristotelis de somno et vigilia liber, Leiden, 1943 [A.L. XV.2] p. 1*-10*
- De sophisticis elenchis (Boethii translationis recensio)* Aristoteles Latinus, VI.1-3, ed. B.G. Dod, 1975 p. 77-108
- Metaphysica: libri I - X; XII - XIII.2 (translationis 'mediae' recensio)* Aristoteles Latinus, XXV.3, pars secunda, ed. G. Vuillemin-Diem, 1995 p. 11-217; 246-271
- + *Physica (translatio 'nova' - Iacobi Venetici translationis recensio)* textus sec.: S. Thomae de Aquino Opera omnia, Tom. II: Commentaria in octo libros Physicorum Aristotelis, Roma, Commissio Leonina, 1884
- Guillelmus de Morbeka revisor translationis Pseudo-Aristotelis**
- + *Oeconomica: libri I - II. 1347a31 (Anonymi saec. XIII translationis recensio)* textus editionis quae paratur a C. Flüeler [A.L. XXX.2] 99 ed. Chr. Flüeler (textus praeuius) (AL XXX)
- Guillelmus de Morbeka revisor translationis Aristotelis secundum Aquinatis**

librum

De anima (translatio 'nova' - Iacobi Venetici translationis recensio) textus sec.: S. Thomae de Aquino Opera omnia, Tom. XLV, 1: Sentencia libri de anima, Roma, Commissio Leonina, 1984 [A.L. XII.2] p. 3 -258 passim

De memoria et reminiscentia (translatio 'nova' - Iacobi Venetici translationis recensio) textus sec.: S. Thomae de Aquino Opera omnia, Tom. XLV, 2: Sentencia libri de sensu et sensato, Roma: Comm. Leonina, 1985 [A.L. XIV.2] p. 103-130 passim

De sensu et sensato (translatio 'nova' - Anonymi saec. XII [sive 'Nicolai'] translationis recensio) textus sec.: S. Thomae de Aquino Opera omnia, Tom. XLV, 2: Sentencia libri de sensu et sensato, Roma: Comm. Leonina, 1985 [A.L. XIII.2] p. 3-96 passim

Guillelmus de Morbeka revisor translationis Aristotelis secundum Exemplar Parisiacum

Ethica Nicomachea ('recensio recognita' - Roberti Grosseteste translationis recensio) Aristoteles Latinus, XXVI.1-3, fasc. quartus, ed. R.A. Gauthier, 1973 p.375-588

Guillelmus de Morbeka translator Alexandri Aphrodisiensis

- + *Alexander Aphrodisiensis In Meteorologica* ed. A. J. Smet (Corpus Latinum Commentariorum in Aristotelem Graecorum IV, 1968) p. 03-360

Guillelmus de Morbeka translator Ammonii

- + *Ammonius in Peri hermeneias* ed. G. Verbeke (Corpus Latinum Commentariorum in Aristotelem Graecorum II, 1961) 99 ed. G. Verbeke, 1961 (CLCAG II)

Guillelmus de Morbeka translator Philoponi

- + *Philoponus In De anima* ed. G. Verbeke (Corpus Latinum Commentariorum in Aristotelem Graecorum III, 1966) p. 187-282

Guillelmus de Morbeka translator Simplicii

- + *Simplicius In Categorias* ed. A. Pattin (Corpus Latinum Commentariorum in Aristotelem Graecorum V,1-2, 1971-1975)
- + *Simplicius In De caelo: Liber I* ed. F. Bossier (Corpus Latinum Commentariorum in Aristotelem Graecorum VIII,1, 2004)
- + *Simplicius In De caelo: Liber III* ed. B. Marien, Verhandeling Licenciaat, Klasieke Philologie, [unpublished], KU Leuven, 1986

Guillelmus de Morbeka translator Themistii

- + *Themistius In De anima* ed. G. Verbeke (Corpus Latinum commentariorum in Aristotelem Graecorum I, 1973) p. 1-281

Henricus Aristippus translator Aristotelis

- + *Meteorologica: liber IV* ed. E. Rubino, 2010 (Aristoteles Latinus, X,1)

Hermannus Alemannus translator Averrois

- + *Poetria (vel Expositio media)* ed. L. Minio-Paluello, 1968 (Aristoteles Latinus, XXXIII) p. 41-74

Iacobus Veneticus translator Aristotelis

Analytica posteriora Aristoteles Latinus, IV.1-4, edd. L. Minio-Paluello et B.G. Dod, 1968 p. 5-107

De anima textus editionis quae paratur a +J. Decorte et J. Brams [A.L. XII.1]

De iuventute et senectute, De morte et vita, De respiratione textus editionis quae paratur a K. Hulstaert [A.L. XVI.1.1]

De longitudine et brevitate vitae M. Alonso, Obras Filosóficas Vol. III, (Instituto de filosofía "Luis Vives". Series A 4), Consejo superior de investigaciones científicas Madrid, 1952 [A.L. XVI.1] p. 405-411

De memoria et reminiscentia textus praevius a S. Donati paratus [A.L. XIV.1]

Metaphysica: libri I - IV.4 (translatio 'vetustissima') Aristoteles Latinus, XXV.1-1a, ed. G. Vuillemin-Diem, 1970 p. 5-73

Physica (translatio 'vetus') Aristoteles Latinus, VII.1, fasc. secundus, edd. F. Bossier et J. Brams, 1990 p. 7-340

Iacobus Veneticus (dubium) translator Aristotelis

De sophisticis elenchis (fragmenta) Aristoteles Latinus, VI.1-3, ed. B.G. Dod, 1975 p. 63-74

Nicolaus Siculus translator Pseudo-Aristotelis

De mundo Aristoteles Latinus, XI.1-2, edd. W.L. Lorimer, L. Minio-Paluello et G.Freed Muscarella, 1965 p. 29-49

Robertus Grosseteste revisor translationis Aristotelis

Ethica Nicomachea: libri I - III; VIII .1-5 ('recensio pura' - Burgundii translationis recensio) Aristoteles Latinus, XXVI.1-3, fasc. tertius, ed. R.A. Gauthier, 1972 p. 141-201; 271-305, l. 5

Robertus Grosseteste translator Aristotelis

De caelo et mundo: liber II textus editionis quae paratur a F. Bossier [A.L. VIII.1]

Robertus Grosseteste translator compilationis commentariorum in libros Ethicorum Nicomacheorum

+ *Anonymus in libros II-IV Ethicorum Nicomacheorum* ed. H.P.F. Mercken, The Greek Commentaries on the Nicomachean Ethics of Aristotle (Corpus Latinum Commentariorum in Aristotelem Graecorum, VI,1, 1973) p. 194-371

+ *Anonymus in librum VII Ethicorum Nicomacheorum* ed. H.P.F. Mercken, The Greek Commentaries on the Nicomachean Ethics of Aristotle (Corpus Latinum Commentariorum in Aristotelem Graecorum, VI,3, 1991) p. 1-102

+ *Aspasius in librum VIII Ethicorum Nicomacheorum* ed. H.P.F. Mercken, The Greek Commentaries on the Nicomachean Ethics of Aristotle (Corpus Latinum Commentariorum in Aristotelem Graecorum, VI,3, 1991) p. 103-195

+ *Eustratius in librum I Ethicorum Nicomacheorum* ed. H.P.F. Mercken, The Greek Commentaries on the Nicomachean Ethics of Aristotle (Corpus Latinum Commentariorum in Aristotelem Graecorum, VI,1, 1973) p. 1-193

+ *Michael Ephesius in libros IX-X Ethicorum Nicomacheorum* ed. H.P.F. Mercken, The Greek Commentaries on the Nicomachean Ethics of Aristotle (Corpus Latinum Commentariorum in Aristotelem Graecorum, VI,3, 1991) p. 196-478

Robertus Grosseteste translator Pseudo-Andronici

+ *De affectibus (prima pars libri Pseudo-Andronici De passionibus)* ed. A. Glibert-Thirry, 1977, Pseudo-Andronicus de Rhodes 'Peri Patôn', (Corpus Latinum Commentariorum in Aristotelem Graecorum, Supplementum, 2, 1977) p. 222-236 (pag. sinstr.)

+ *De laudabilibus bonis (vel De virtutibus; secunda pars libri Pseudo-Andronici De passionibus communiter Aristoteli attributa)* ed. A. Glibert-Thirry, 1977, Pseudo-Andronicus de Rhodes 'Peri Patôn', (Corpus Latinum Commentariorum in Aristotelem Graecorum, Supplementum, 2, 1977) p. 238-270 (pag. sinstr.)

Robertus Grosseteste translator Pseudo-Aristotelis

+ *De lineis insecabilibus* textus sec.: Alberti Magni Opera omnia, tomus IV pars II : Physica, libri 5-8, ed. P. Hoßfeld, Münster, Aschendorff, 1993 p. 498-514 (partim)

Robertus Grosseteste translator Simplicii

+ *Simplicius In De caelo: Liber II et initium libri III (Simplicii proemium et Aristotelis cap. I, 298a24-27)* textus praeuius a F. Bossier paratus, KU Leuven

[s. d. (ca. 1975)] [non uulgatus]

Robertus Grosseteste translator vel revisor translationis Aristotelis

Ethica Nicomachea: libri IV - VII; VIII.6- X ('recensio pura') Aristoteles Latinus, XXVI.1-3, fasc. tertius, ed. R.A. Gauthier, 1972 p. 202-270; 305, l. 5-370